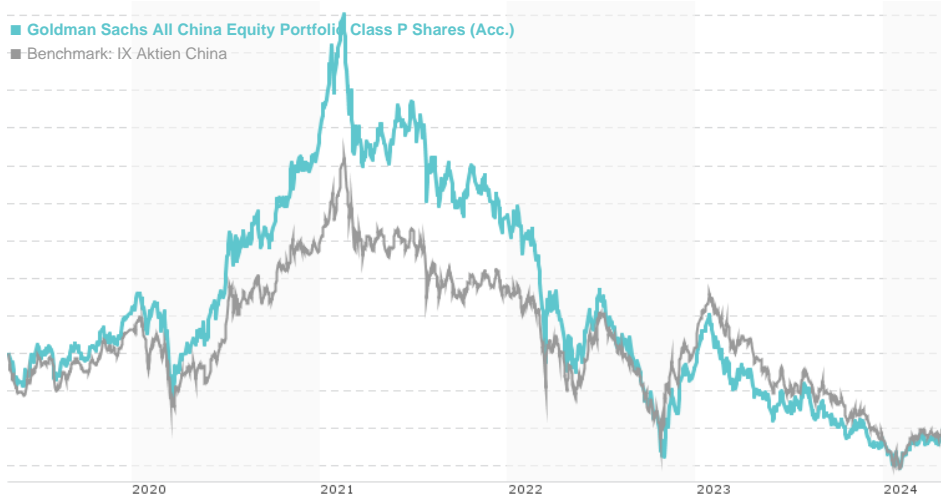


Goldman Sachs All China Equity Portfolio Class P Shares (Acc.) / LU0404927047 / A0RK49 / Goldman Sachs AM BV

Last 05/02/2024 ¹	Country	Branch	Type of yield	Type
13.85 USD	China	Mixed Sectors	reinvestment	Equity Fund

■ Goldman Sachs All China Equity Portfolio Class P Shares (Acc.)
■ Benchmark: IX Aktien China



Risk key figures

SRI 1 2 3 4 5 6 7

Mountain-View Funds Rating²EDA³ 70

Yearly Performance

2023	-19.31%
2022	-29.89%
2021	-13.51%
2020	+43.09%
2019	+30.36%

Master data		Conditions		Other figures	
Fund type	Single fund	Issue surcharge	5.50%	Minimum investment	USD 50,000.00
Category	Equity	Planned administr. fee	0.00%	Savings plan	-
Sub category	Mixed Sectors	Deposit fees	0.00%	UCITS / OGAW	Yes
Fund domicile	Luxembourg	Redemption charge	0.00%	Performance fee	0.00%
Tranch volume	(05/02/2024) USD 10.10 mill.	Ongoing charges	-	Redeployment fee	0.00%
Total volume	(05/02/2024) USD 29.67 mill.	Dividends		Investment company	
Launch date	3/3/2010	Goldman Sachs AM BV			
KESr report funds	Yes	Schenkkade 65, 2509, LL Den Haag			
Business year start	01.12.	Netherlands			
Sustainability type	-	www.gsam.com			
Fund manager	Goldman Sachs Team				

Performance	1M	6M	YTD	1Y	2Y	3Y	5Y	Since start
Performance	+5.16%	+3.44%	+5.89%	-8.34%	-21.26%	-47.64%	-22.10%	+38.50%
Performance p.a.	-	-	-	-8.32%	-11.27%	-19.41%	-4.87%	+2.32%
Sharpe ratio	5.14	0.18	0.86	-0.62	-0.60	-0.87	-0.34	-0.07
Volatility	15.70%	17.65%	17.37%	19.72%	25.27%	26.77%	25.57%	22.26%
Worst month	-	-9.10%	-9.10%	-9.16%	-16.00%	-16.00%	-16.00%	-17.50%
Best month	-	8.16%	8.16%	8.27%	26.41%	26.41%	26.41%	26.41%
Maximum loss	-2.58%	-15.76%	-8.34%	-24.52%	-40.64%	-58.30%	-63.38%	-

Distribution permission

Austria, Germany, Switzerland, United Kingdom, Luxembourg

1 Important note on update status: The displayed date refers exclusively to the calculation of the NAV.

2 The Mountain-View Data Fund Rating calculates a comparative ranking for funds using yield, volatility and trend data. For more information visit [MVD Funds Rating](#)

3 Displays the Ethical-Dynamical Ratio calculated according to standard criteria. The maximum value is 100. For more information visit [EDA](#)

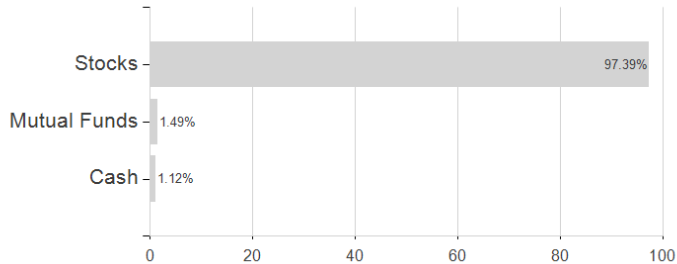
Goldman Sachs All China Equity Portfolio Class P Shares (Acc.) / LU0404927047 / A0RK49 / Goldman Sachs AM BV

Investment goal

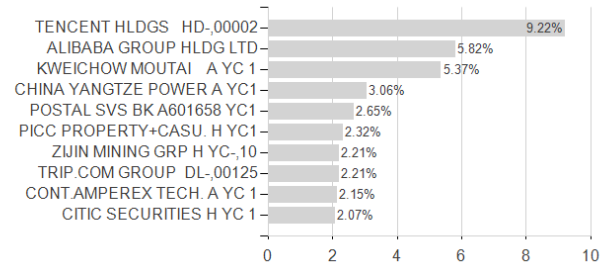
For investors seeking long-term capital appreciation through investment primarily in companies established or operating in the People's Republic of China.

Assessment Structure

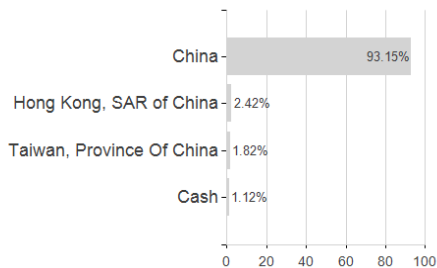
Assets



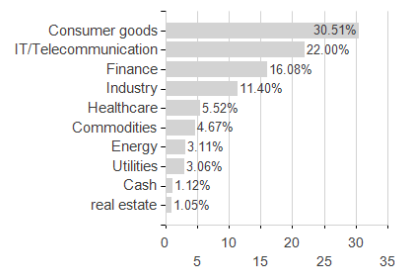
Largest positions



Countries



Branches



Currencies

