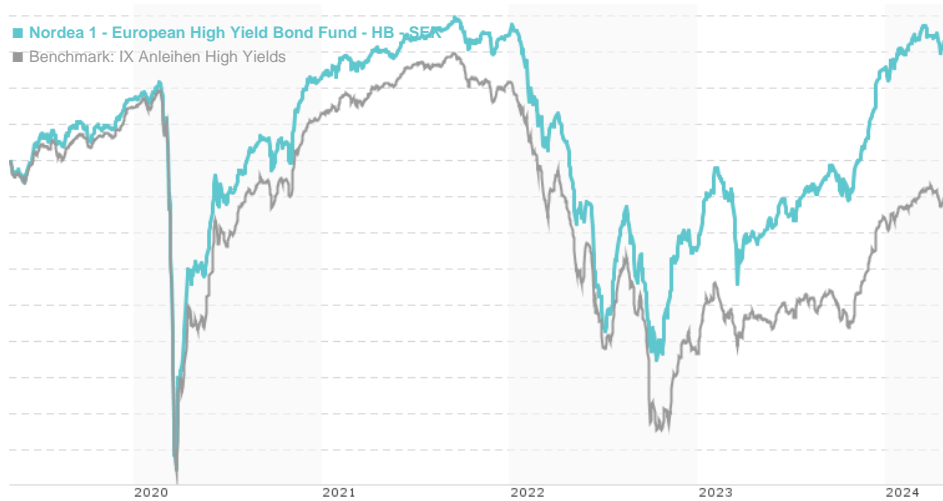


Nordea 1 - European High Yield Bond Fund - HB - SEK / LU0390857802 / A1CTPY / Nordea Inv. Funds

Last 05/03/2024 ¹	Region	Branch	Type of yield	Type
354.77 SEK	Europe	Corporate Bonds	reinvestment	Fixed-Income Fund



Risk key figures

SRI 1 2 3 4 5 6 7

Mountain-View Funds Rating² EDA³

74

Yearly Performance

2023	+10.62%
2022	-11.14%
2021	+2.26%
2020	+1.15%
2019	+10.18%

Master data		Conditions		Other figures	
Fund type	Single fund	Issue surcharge	3.00%	Minimum investment	UNT 0
Category	Bonds	Planned administr. fee	0.00%	Savings plan	-
Sub category	Corporate Bonds	Deposit fees	0.00%	UCITS / OGAW	Yes
Fund domicile	Luxembourg	Redemption charge	0.00%	Performance fee	0.00%
Tranch volume	(05/03/2024) EUR 2,604.09 mill.	Ongoing charges	-	Redeployment fee	0.00%
Total volume	(05/03/2024) EUR 2,838.06 mill.	Dividends		Investment company	
Launch date	11/6/2008			Nordea Inv. Funds	
KESt report funds	No			562, Rue de Neudorf, 2017, Luxembourg	
Business year start	01.01.			Luxembourg	
Sustainability type	-			https://www.nordea.lu	
Fund manager	Sandro Näf, Torben Skødeberg				

Performance	1M	6M	YTD	1Y	2Y	3Y	5Y	Since start
Performance	-0.18%	+6.86%	+1.40%	+11.20%	+7.90%	+0.46%	+6.51%	+84.62%
Performance p.a.	-	-	-	+11.16%	+3.87%	+0.15%	+1.27%	+4.48%
Sharpe ratio	-2.20	3.87	0.18	2.62	0.01	-0.78	-0.45	0.13
Volatility	2.73%	2.71%	2.39%	2.82%	5.26%	4.71%	5.69%	5.08%
Worst month	-	-0.46%	-0.46%	-0.46%	-7.13%	-7.13%	-13.00%	-13.00%
Best month	-	3.24%	3.10%	3.24%	4.93%	4.93%	6.81%	6.91%
Maximum loss	-1.05%	-1.44%	-1.44%	-1.93%	-9.96%	-17.57%	-20.55%	-

Distribution permission

Austria, Germany, Switzerland, United Kingdom, Luxembourg

¹ Important note on update status: The displayed date refers exclusively to the calculation of the NAV.

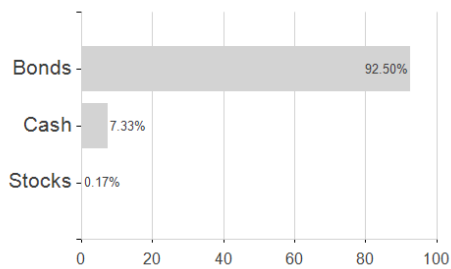
Nordea 1 - European High Yield Bond Fund - HB - SEK / LU0390857802 / A1CTPY / Nordea Inv. Funds

2 The Mountain-View Data Fund Rating calculates a comparative ranking for funds using yield, volatility and trend data. For more information visit [MVD Funds Rating](#)


3 Displays the Ethical-Dynamical Ratio calculated according to standard criteria. The maximum value is 100. For more information visit [EDA](#)

Assessment Structure

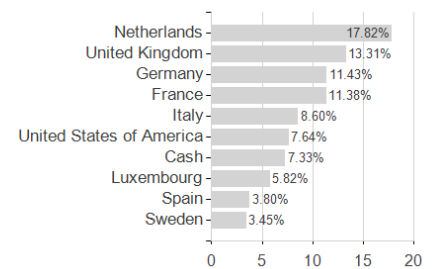
Assets



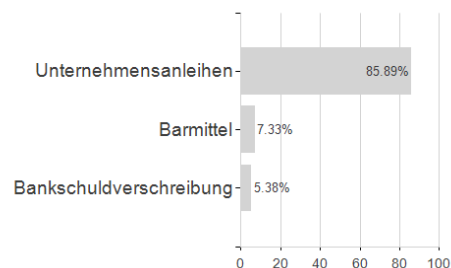
Largest positions



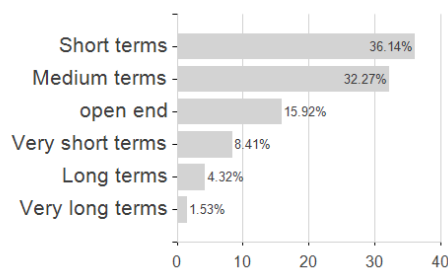
Countries



Issuer



Duration



Currencies

