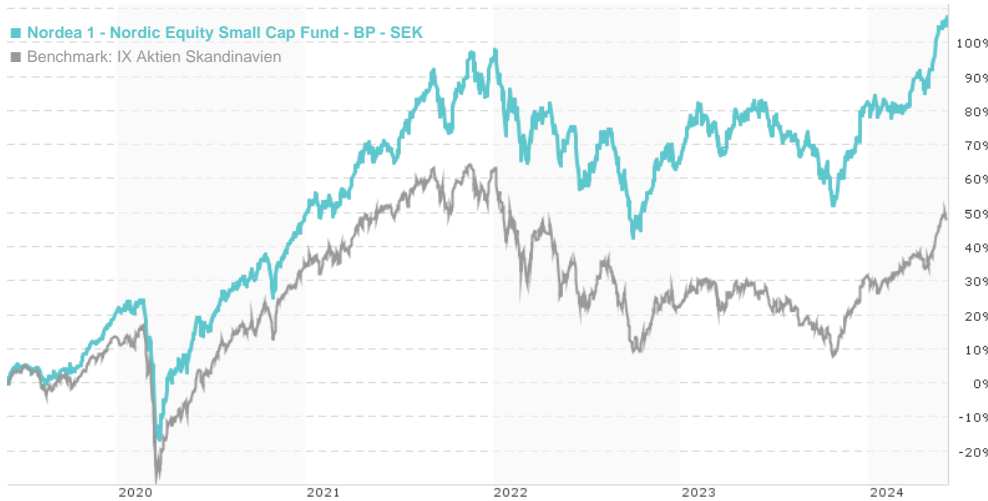


Nordea 1 - Nordic Equity Small Cap Fund - BP - SEK / LU0278528665 / A0LGUE / Nordea Inv. Funds

Last 05/31/2024 ¹	Region	Branch	Type of yield	Type
531.70 SEK	Scandinavia	Mixed Sectors	reinvestment	Equity Fund

■ Nordea 1 - Nordic Equity Small Cap Fund - BP - SEK
■ Benchmark: IX Aktien Skandinavien



Risk key figures

SRI 1 2 3 4 5 6 7

Mountain-View Funds Rating²

▲ ▲ ▲ ▲ ▲ ▲

EDA³

83

Yearly Performance

2023	+10.16%
2022	-15.01%
2021	+30.41%
2020	+24.09%
2019	+38.90%

Master data		Conditions		Other figures	
Fund type	Single fund	Issue surcharge	5.00%	Minimum investment	UNT 0
Category	Equity	Planned administr. fee	0.00%	Savings plan	-
Sub category	Mixed Sectors	Deposit fees	0.00%	UCITS / OGAW	Yes
Fund domicile	Luxembourg	Redemption charge	0.00%	Performance fee	0.00%
Tranch volume	(05/31/2024) EUR 38.06 mill.	Ongoing charges	-	Redeployment fee	0.00%
Total volume	(05/31/2024) EUR 129.18 mill.	Dividends		Investment company	
Launch date	1/15/2007	Nordea Inv. Funds			
KESr report funds	No	562, Rue de Neudorf, 2017, Luxembourg			
Business year start	01.01.	Luxembourg			
Sustainability type	-	https://www.nordea.lu			
Fund manager	Mats J. Andersson, Bjorn Henriksson				

Performance	1M	6M	YTD	1Y	2Y	3Y	5Y	Since start
Performance	+7.81%	+23.41%	+13.48%	+16.00%	+18.28%	+22.16%	+106.20%	+485.38%
Performance p.a.	-	-	-	+15.96%	+8.74%	+6.89%	+15.56%	+10.70%
Sharpe ratio	16.42	4.17	2.95	0.91	0.33	0.20	0.70	0.48
Volatility	9.37%	11.67%	10.94%	13.43%	14.85%	15.83%	16.79%	14.42%
Worst month	-	-0.96%	-0.96%	-4.96%	-12.74%	-12.74%	-13.48%	-13.57%
Best month	-	8.75%	8.75%	8.75%	10.06%	10.06%	12.20%	15.79%
Maximum loss	-0.71%	-3.46%	-3.46%	-16.73%	-18.52%	-27.86%	-33.07%	-

Distribution permission

Austria, Germany, Switzerland, United Kingdom, Luxembourg

1 Important note on update status: The displayed date refers exclusively to the calculation of the NAV.

2 The Mountain-View Data Fund Rating calculates a comparative ranking for funds using yield, volatility and trend data. For more information visit [MVD Funds Rating](#)

3 Displays the Ethical-Dynamical Ratio calculated according to standard criteria. The maximum value is 100. For more information visit [EDA](#)

DISCLAIMER: The information on this page are for informational purposes only and should neither an offer to sell nor a solicitation for the purchase of the security or recommendation in favor of the security to be understood. baha GmbH assumes no liability despite thorough searches for the accuracy of the data.

Funds data from: [www.mountain-view.com](#). Fact Sheet created by: [www.baha.com](#)

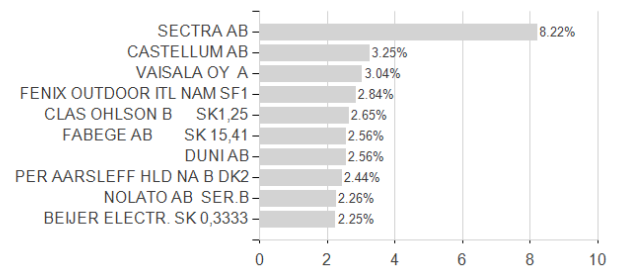
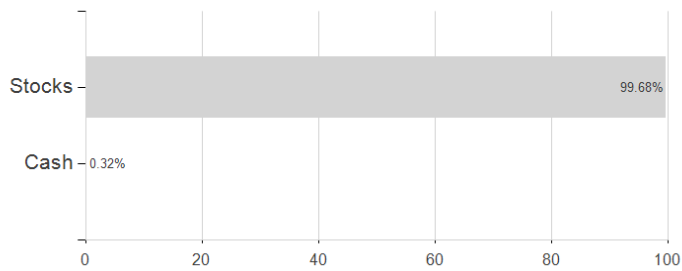
Created: 06/01/2024

Nordea 1 - Nordic Equity Small Cap Fund - BP - SEK / LU0278528665 / A0LGUE / Nordea Inv. Funds

Assessment Structure

Assets

Largest positions



Countries

Branches

Currencies

