

## abrdn SICAV I - Emerging Markets Equity Fund, S Acc USD Anteile / LU0476875942 / A1CS3Y / abrdn Inv.(LU)

Last 05/03/2024 <sup>1</sup>	Region	Branch	Type of yield	Type
2337.15 USD	Emerging Markets	Mixed Sectors	reinvestment	Equity Fund

■ abrdn SICAV I - Emerging Markets Equity Fund, S Acc USD Anteile  
■ Benchmark: IX Aktien Emerging Markets USD

50%  
45%  
40%  
35%  
30%  
25%  
20%  
15%  
10%  
5%  
0%  
-5%  
-10%  
-15%  
-20%  
-25%  
-30%

## Risk key figures

SRI 1 2 3 4 5 6 7

Mountain-View Funds Rating<sup>2</sup> EDA<sup>3</sup>

▲ ▲ ▲ ▲ ▲ ▲ 76

## Yearly Performance

2023 +4.87%

2022 -26.59%

2021 -6.07%

2020 +24.92%

2019 +17.58%

Master data		Conditions		Other figures	
Fund type	Single fund	Issue surcharge	5.00%	Minimum investment	USD 1,000.00
Category	Equity	Planned administr. fee	0.00%	Savings plan	-
Sub category	Mixed Sectors	Deposit fees	0.00%	UCITS / OGAW	Yes
Fund domicile	Luxembourg	Redemption charge	0.00%	Performance fee	0.00%
Tranch volume	(05/03/2024) USD 7.04 mill.	Ongoing charges	-	Redeployment fee	0.00%
Total volume	(05/03/2024) USD 1,067.15 mill.	Dividends		Investment company	
Launch date	5/14/2010	abrdn Inv.(LU)			
KESr report funds	Yes	Avenue John F Kennedy 35a, L-1855, Luxemburg			
Business year start	01.10.	Luxembourg			
Sustainability type	-	www.abrdn.com/de-at			
Fund manager	Global Emerging Markets Equity Team				

Performance	1M	6M	YTD	1Y	2Y	3Y	5Y	Since start
Performance	+0.83%	+9.11%	+1.29%	+5.32%	-0.83%	-28.10%	-4.65%	+31.25%
Performance p.a.	-	-	-	+5.31%	-0.41%	-10.41%	-0.95%	+1.96%
Sharpe ratio	0.45	1.13	0.01	0.11	-0.25	-0.81	-0.25	-0.11
Volatility	14.99%	13.59%	12.80%	13.32%	16.94%	17.55%	19.26%	16.56%
Worst month	-	-5.40%	-5.40%	-5.40%	-10.86%	-10.86%	-18.14%	-18.14%
Best month	-	7.02%	4.00%	7.02%	13.86%	13.86%	13.86%	13.88%
Maximum loss	-5.81%	-6.99%	-5.85%	-13.15%	-20.02%	-42.67%	-47.15%	-

## Distribution permission

Austria, Germany, Switzerland, United Kingdom, Luxembourg

<sup>1</sup> Important note on update status: The displayed date refers exclusively to the calculation of the NAV.

<sup>2</sup> The Mountain-View Data Fund Rating calculates a comparative ranking for funds using yield, volatility and trend data. For more information visit [MVD Funds Rating](#)

DISCLAIMER: The information on this page are for informational purposes only and should neither an offer to sell nor a solicitation for the purchase of the security or recommendation in favor of the security to be understood. baha GmbH assumes no liability despite thorough searches for the accuracy of the data.

Funds data from: [www.mountain-view.com](#). Fact Sheet created by: [www.baha.com](#)

## abrdn SICAV I - Emerging Markets Equity Fund, S Acc USD Anteile / LU0476875942 / A1CS3Y / abrdn Inv.(LU)

3 Displays the Ethical-Dynamical Ratio calculated according to standard criteria. The maximum value is 100. For more information visit [EDA](#)

### Investment strategy

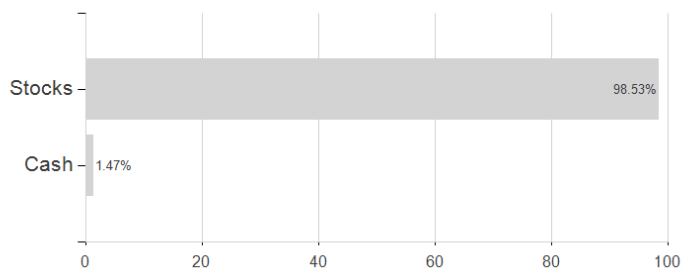
The Fund invests at least 70% in equities and equity related securities of companies listed, incorporated or domiciled in Emerging Market Countries. The Fund may invest up to 30% of its net assets in Mainland China equity and equity-related securities, although only up to 20% through available QFI regime, the Shanghai-Hong Kong and Shenzhen-Hong Kong Stock Connect programme or by any other available means. All equity and equity-related securities will follow the Investment Approach.

### Investment goal

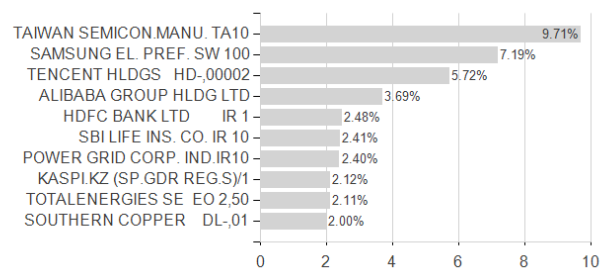
The Fund aims to achieve a combination of growth and income by investing in companies in Emerging Market Countries, which adhere to the abrdn Emerging Markets Promoting ESG Equity Investment Approach (the "Investment Approach"). The Fund aims to outperform the MSCI Emerging Markets Index (USD) benchmark before charges.

### Assessment Structure

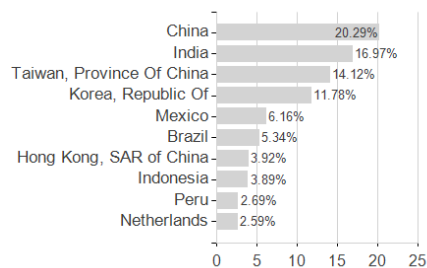
#### Assets



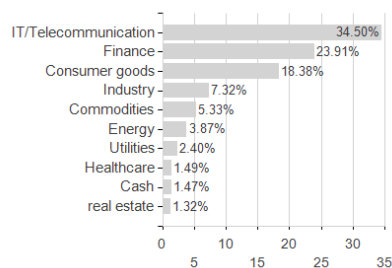
#### Largest positions



#### Countries



#### Branches



#### Currencies

