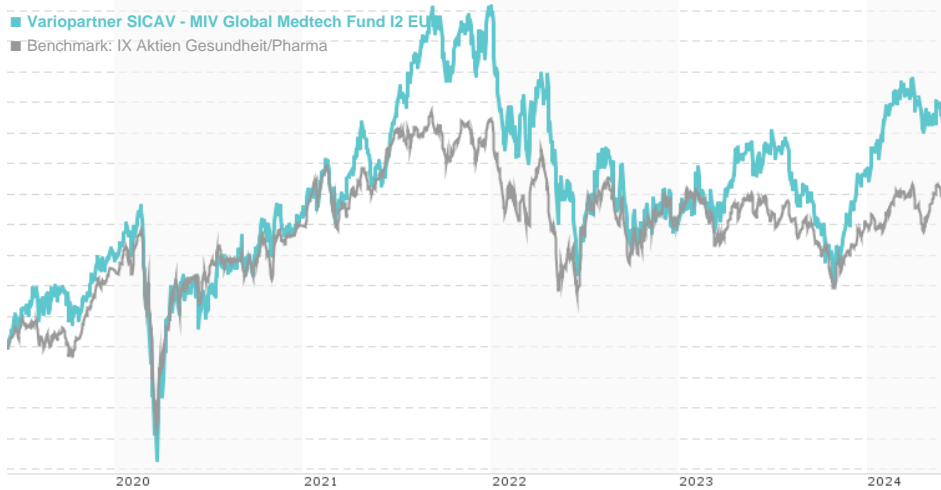


Variopartner SICAV - MIV Global Medtech Fund I2 EUR / LU0329631708 / A0NETT / Vontobel AM

Last 06/03/2024 ¹	Region	Branch	Type of yield	Type
2686.41 EUR	Worldwide	Sector Health / Pharma	reinvestment	Equity Fund



Risk key figures

SRI 1 2 3 4 5 6 7

Mountain-View Funds Rating²EDA³

74

Yearly Performance

2023	+7.11%
2022	-22.01%
2021	+25.56%
2020	+7.50%
2019	+31.64%

Master data		Conditions		Other figures	
Fund type	Single fund	Issue surcharge	5.00%	Minimum investment	EUR 300,000.00
Category	Equity	Planned administr. fee	0.00%	Savings plan	-
Sub category	Sector Health / Pharma	Deposit fees	0.00%	UCITS / OGAW	Yes
Fund domicile	Luxembourg	Redemption charge	0.00%	Performance fee	0.00%
Tranch volume	(06/03/2024) CHF 297.86 mill.	Ongoing charges	-	Redeployment fee	0.00%
Total volume	(06/03/2024) CHF 2,070.80 mill.	Dividends		Investment company	
Launch date	6/16/2010	Vontobel AM			
KESt report funds	Yes	Gotthardstrasse 43, 8022, Zürich			
Business year start	01.07.	Switzerland			
Sustainability type	-	https://www.vontobel.com			
Fund manager	Jürg Nagel, Goran Lukic, Christoph Gubler, Dr. Felix Kappeler, Giuseppe Di Benedetto, Régine Titz				

Performance	1M	6M	YTD	1Y	2Y	3Y	5Y	Since start
Performance	+0.43%	+11.09%	+6.43%	+4.22%	+10.64%	+7.99%	+41.28%	+455.59%
Performance p.a.	-	-	-	+4.23%	+5.18%	+2.59%	+7.15%	+13.07%
Sharpe ratio	0.12	1.63	0.99	0.03	0.08	-0.07	0.17	0.54
Volatility	11.61%	12.15%	12.42%	13.33%	16.69%	17.45%	20.10%	17.07%
Worst month	-	-5.18%	-5.18%	-5.86%	-6.99%	-11.08%	-11.08%	-11.08%
Best month	-	5.64%	5.64%	8.14%	10.11%	10.11%	11.65%	11.65%
Maximum loss	-2.45%	-5.98%	-5.98%	-18.32%	-18.32%	-28.98%	-33.85%	-

Distribution permission

Austria, Germany, Switzerland

¹ Important note on update status: The displayed date refers exclusively to the calculation of the NAV.

Variopartner SICAV - MIV Global Medtech Fund I2 EUR / LU0329631708 / A0NETT / Vontobel AM

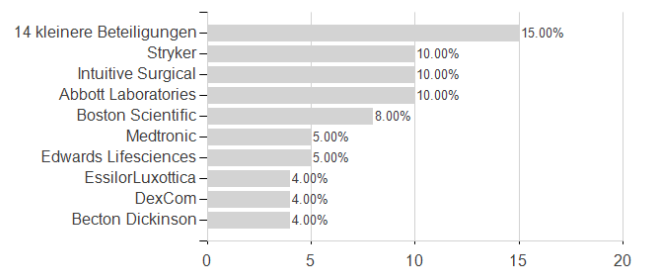
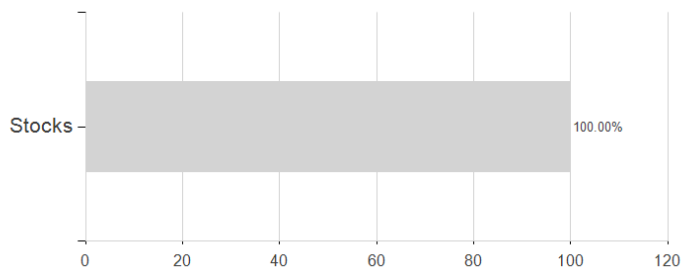
2 The Mountain-View Data Fund Rating calculates a comparative ranking for funds using yield, volatility and trend data. For more information visit [MVD Funds Rating](#)

3 Displays the Ethical-Dynamical Ratio calculated according to standard criteria. The maximum value is 100. For more information visit [EDA](#)

Assessment Structure

Assets

Largest positions



Countries

Branches

Currencies

