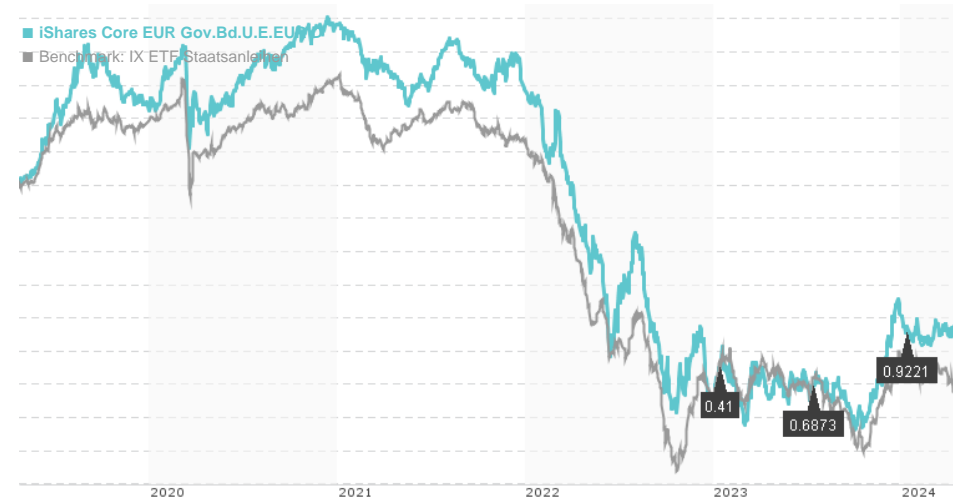


## iShares Core EUR Gov.Bd.U.E.EUR D / IE00B4WXJJ64 / A0RL83 / BlackRock AM (IE)

Last 04/22/2024 <sup>1</sup>	Region	Branch	Type of yield	Type
109.79 EUR	Euroland	ETF Bonds	paying dividend	Alternative Investm.



### Risk key figures

SRI 1 2 3 4 5 6 7

Mountain-View Funds Rating<sup>2</sup>

EDA<sup>3</sup> 78

### Yearly Performance

2023	+7.05%
2022	-18.51%
2021	-3.54%
2020	+4.91%
2019	+6.64%

Master data		Conditions		Other figures	
Fund type	Single fund	Issue surcharge	0.00%	Minimum investment	UNT 1
Category	Bonds	Planned administr. fee	0.00%	Savings plan	-
Sub category	ETF Bonds	Deposit fees	0.00%	UCITS / OGAW	Yes
Fund domicile	Ireland	Redemption charge	0.00%	Performance fee	0.00%
Tranch volume	(04/22/2024) EUR 4,412.28 mill.	Ongoing charges	-	Redeployment fee	0.00%
Total volume	(04/22/2024) EUR 4,492.96 mill.	Dividends		Investment company	
Launch date	4/17/2009	11.01.2024	0.92 EUR	BlackRock AM (IE) 12 Throgmorton Avenue, EC2N 2DL, London United Kingdom <a href="https://www.blackrock.com">https://www.blackrock.com</a>	
KESt report funds	Yes	13.07.2023	0.69 EUR		
Business year start	01.07.	12.01.2023	0.41 EUR		
Sustainability type	-	14.07.2022	0.17 EUR		
		13.01.2022	0.13 EUR		

Fund manager	BlackRock Asset Management							
Performance	1M	Ireland Limited 6M	YTD	1Y	2Y	3Y	5Y	Since start
Performance	-0.90%	+5.66%	-1.60%	+4.10%	-6.10%	-14.89%	-9.16%	+35.14%
Performance p.a.	-	-	-	+4.12%	-3.09%	-5.23%	-1.90%	+2.02%
Sharpe ratio	-2.44	1.43	-1.77	0.04	-0.86	-1.27	-0.92	-0.40
Volatility	5.72%	5.50%	5.10%	6.06%	8.08%	7.19%	6.28%	4.70%
Worst month	-	-1.18%	-1.18%	-2.68%	-5.20%	-5.20%	-5.20%	-5.20%
Best month	-	3.63%	3.63%	3.63%	4.12%	4.12%	4.12%	4.12%
Maximum loss	-1.32%	-2.97%	-1.90%	-4.05%	-12.64%	-21.69%	-22.55%	-

### Distribution permission

Austria, Germany, Switzerland, United Kingdom

<sup>1</sup> Important note on update status: The displayed date refers exclusively to the calculation of the NAV.

<sup>2</sup> The Mountain-View Data Fund Rating calculates a comparative ranking for funds using yield, volatility and trend data. For more information visit [MVD Funds Rating](#)

<sup>3</sup> Displays the Ethical-Dynamical Ratio calculated according to standard criteria. The maximum value is 100. For more information visit [EDA](#)

## iShares Core EUR Gov.Bd.U.E.EUR D / IE00B4WXJJ64 / A0RL83 / BlackRock AM (IE)

### Investment strategy

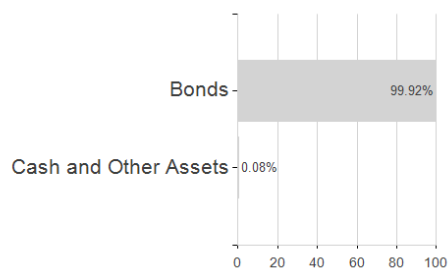
The Index measures the performance of Euro denominated bonds issued or guaranteed by member states of the Economic and Monetary Union of the European Union (EMU). The bonds are issued in Euro or the legacy currencies of sovereign countries of the EMU and will, at the time of inclusion in the Index, be investment grade (i.e. meet a specified level of creditworthiness). They will pay income according to a fixed rate of interest and will have at least one year remaining until maturity (i.e. the time until they become due for repayment) and a minimum amount outstanding of €300 million. The Index is market capitalisation weighted. Market capitalisation is the market value of the outstanding bond issuance.

### Investment goal

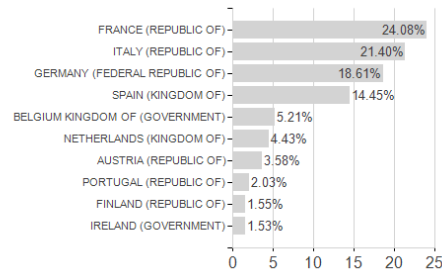
The Share Class is a share class of a Fund which aims to achieve a return on your investment, through a combination of capital growth and income on the Fund's assets, which reflects the return of the Bloomberg Euro Treasury Bond Index, the Fund's benchmark index (Index). The Share Class, via the Fund is passively managed and aims to invest so far as possible and practicable in the fixed income (FI) securities (such as bonds) that make up the Index and comply with its credit rating requirements. If the credit ratings of the FI securities are downgraded, the Fund may continue to hold them until they cease to form part of the Index and it is practicable to sell them.

### Assessment Structure

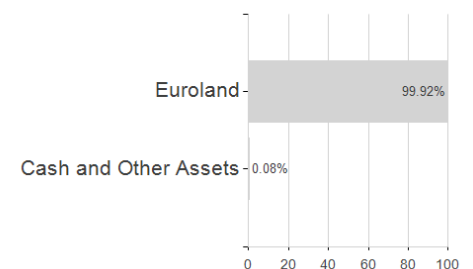
#### Assets



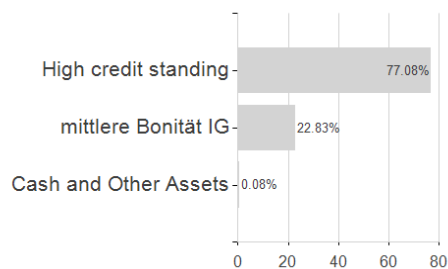
#### Largest positions



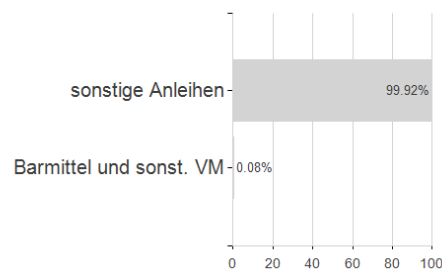
#### Countries



#### Rating



#### Issuer



#### Duration

