

FvS SICAV Multiple Opportunities R / LU0323578657 / A0M430 / Flossbach Von Storch

Last 01/24/2020 ¹ 275.11 EUR	Region Worldwide	Branch Multi-asset	Type of yield paying dividend	Type Mixed Fund
---	---------------------	-----------------------	----------------------------------	--------------------



Risk key figures

SRRI	1	2	3	4	5	6	7
------	---	---	---	---	----------	---	---

FER fund risk	3.79
---------------	------

Mountain-View Funds Rating	EDA ²
	70

Yearly Performance

2019	+20.42%
2018	-5.06%
2017	+6.20%
2016	+5.01%
2015	+8.67%

Master data		Conditions		Other figures	
Fund type	Single fund	Issue surcharge	5.00%	Minimum investment	0.00
Category	Mixed Fund	Planned administr. fee	0.00%	Savings plan	Yes
Sub category	Multi-asset	Deposit fees	0.09%	UCITS / OGAW	-
Fund domicile	Luxembourg	Redemption charge	0.00%	Performance fee	10.00%
Tranch volume	(01/24/2020) EUR 14.450,32 Mio.	Ongoing charges	(09/30/2019) 1.64%	Redeployment fee	0.00%
Total volume	(01/24/2020) EUR 17.473,47 Mio.	Dividends		Investment company	
Launch date	10/23/2007	13.12.2019	1.60 EUR	Flossbach Von Storch	
KESt report funds	Yes	10.12.2018	1.60 EUR	Ottoplatz 1, 50679, Köln	
Business year start	01.10.	11.12.2017	2.10 EUR	Germany	
Sustainability type	-	14.12.2016	2.15 EUR	https://www.flossbachvonstorch.de	
		14.12.2015	2.15 EUR		

Fund manager	Dr. Bert Flossbach							
Performance	1M	6M	YTD	1Y	2Y	3Y	5Y	Since start
Performance	+1.82%	+6.25%	+1.78%	+18.79%	+14.07%	+23.53%	+31.65%	+189.62%
Performance p.a.	-	-	-	+18.79%	+6.80%	+7.30%	+5.66%	+9.06%
Sharpe ratio	7.34	2.15	8.07	3.33	1.07	1.24	0.75	0.98
Volatility	3.83%	6.16%	4.26%	5.76%	6.70%	6.19%	8.04%	9.67%
Worst month	-	0.40%	1.30%	-2.79%	-5.13%	-5.13%	-5.35%	-15.58%
Best month	-	2.15%	1.78%	4.54%	4.54%	4.54%	9.73%	9.73%
Maximum loss	-0.67%	-3.15%	-0.18%	-3.15%	-7.29%	-7.29%	-12.22%	-
Outperformance	-	-	0.73%	+8.79%	+11.42%	+14.74%	+23.67%	-

Distribution permission
Germany

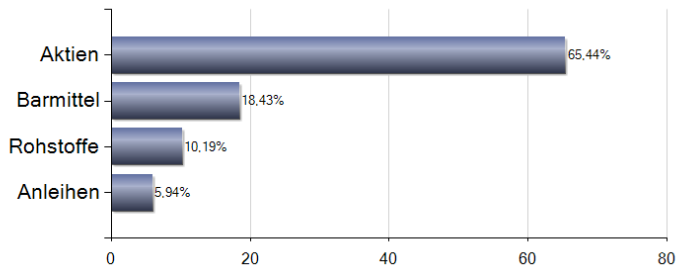
¹ Important note on update status: The displayed date refers exclusively to the calculation of the NAV.

² Displays the Ethical-Dynamical Ratio calculated according to standard criteria. The maximum value is 100. For more information visit <http://www.mountain-view.com/FER-Fonds-Rating.pdf>

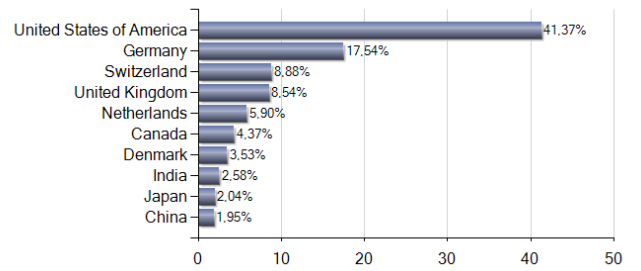
FvS SICAV Multiple Opportunities R / LU0323578657 / A0M430 / Flossbach Von Storch

Assessment Structure

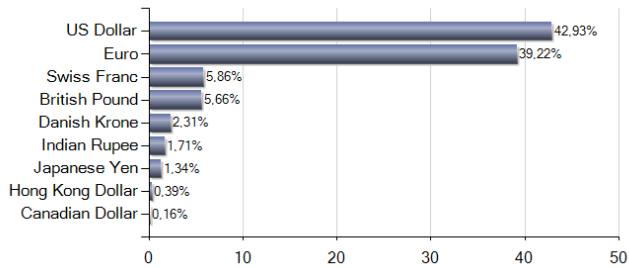
Assets



Countries



Currencies



Branches

