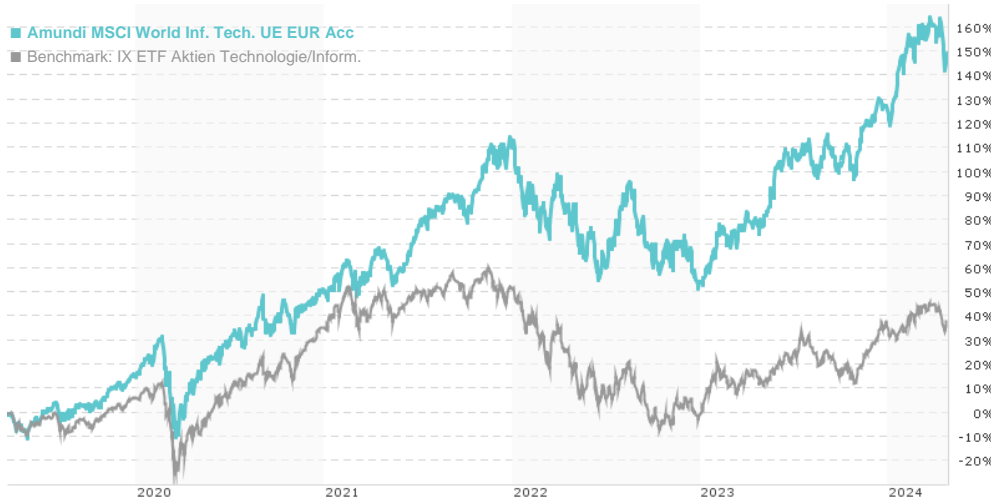


Amundi MSCI World Inf. Tech. UE EUR Acc / LU0533033667 / LYX0GP / Amundi Asset Mgmt.

Last 04/24/2024 ¹	Region	Branch	Type of yield	Type
681.27 EUR	Worldwide	ETF Stocks	reinvestment	Alternative Investm.

Amundi MSCI World Inf. Tech. UE EUR Acc
Benchmark: IX ETF Aktien Technologie/Inform.



Risk key figures

SRI 1 2 3 4 5 6 7

Mountain-View Funds Rating²EDA³

-

Yearly Performance

2023	+47.52%
2022	-26.53%
2021	+39.26%
2020	+31.43%
2019	+49.69%

Master data		Conditions		Other figures	
Fund type	Single fund	Issue surcharge	0.00%	Minimum investment	UNT 1
Category	Equity	Planned administr. fee	0.00%	Savings plan	Yes
Sub category	ETF Stocks	Deposit fees	0.00%	UCITS / OGAW	Yes
Fund domicile	Luxembourg	Redemption charge	0.00%	Performance fee	0.00%
Tranch volume	(04/24/2024) EUR 1,548.19 mill.	Ongoing charges	-	Redeployment fee	0.00%
Total volume	(07/05/2023) EUR 1,288.00 mill.	Dividends		Investment company	
Launch date	8/16/2010			Amundi Asset Mgmt.	
KESt report funds	Yes			90 boulevard Pasteur, 75015, Paris	
Business year start	01.01.			France	
Sustainability type	-			www.amundi.fr/	
Fund manager	-				

Performance	1M	6M	YTD	1Y	2Y	3Y	5Y	Since start
Performance	-5.03%	+22.79%	+9.37%	+40.83%	+37.31%	+48.62%	+150.24%	+996.26%
Performance p.a.	-	-	-	+40.69%	+17.18%	+14.13%	+20.11%	+19.10%
Sharpe ratio	-2.57	2.65	1.49	2.08	0.57	0.45	0.64	0.75
Volatility	19.68%	17.79%	19.96%	17.73%	23.28%	22.73%	25.52%	20.38%
Worst month	-	-4.68%	-4.68%	-4.68%	-11.29%	-11.29%	-11.29%	-11.29%
Best month	-	10.08%	6.52%	11.98%	15.95%	15.95%	15.95%	15.95%
Maximum loss	-8.27%	-8.36%	-8.36%	-8.64%	-22.66%	-29.34%	-31.86%	-

Distribution permission

Germany, Switzerland

¹ Important note on update status: The displayed date refers exclusively to the calculation of the NAV.

DISCLAIMER: The information on this page are for informational purposes only and should neither an offer to sell nor a solicitation for the purchase of the security or recommendation in favor of the security to be understood. baha GmbH assumes no liability despite thorough searches for the accuracy of the data.
Funds data from: www.mountain-view.com. Fact Sheet created by: www.baha.com

Amundi MSCI World Inf. Tech. UE EUR Acc / LU0533033667 / LYX0GP / Amundi Asset Mgmt.

2 The Mountain-View Data Fund Rating calculates a comparative ranking for funds using yield, volatility and trend data. For more information visit [MVD Funds Rating](#)

Investment strategy

The Fund seeks to achieve its objective via indirect replication by entering into an over-the-counter swap contract (financial derivative instrument, the "FDI"). The Fund may also invest in a diversified portfolio of international equities, whose performance will be exchanged against the performance of the benchmark Index via the FDI.

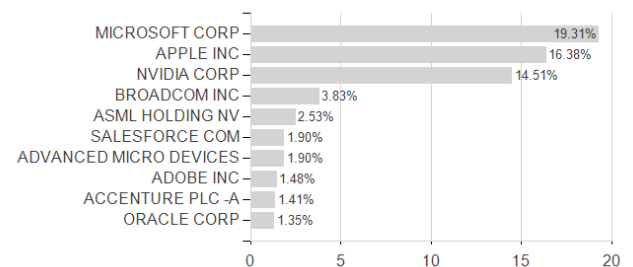
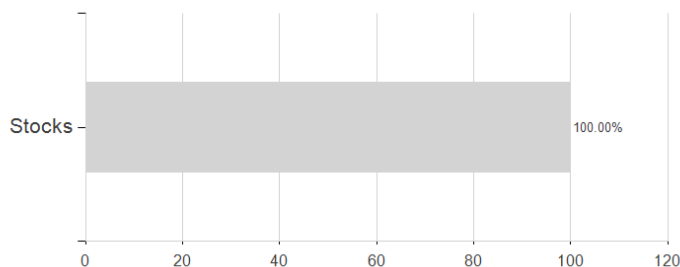
Investment goal

The Fund is an index-tracking UCITS passively managed. The investment objective is to track both the upward and downward evolution of the MSCI WORLD INFORMATION TECHNOLOGY Net Total Return Index (net dividends reinvested) ("Benchmark Index"), representative of technology companies from the developed world markets, while minimizing the volatility of the difference between the return of the Fund and the return of the Benchmark Index (the "Tracking Error").

Assessment Structure

Assets

Largest positions



Countries

Branches

Currencies

