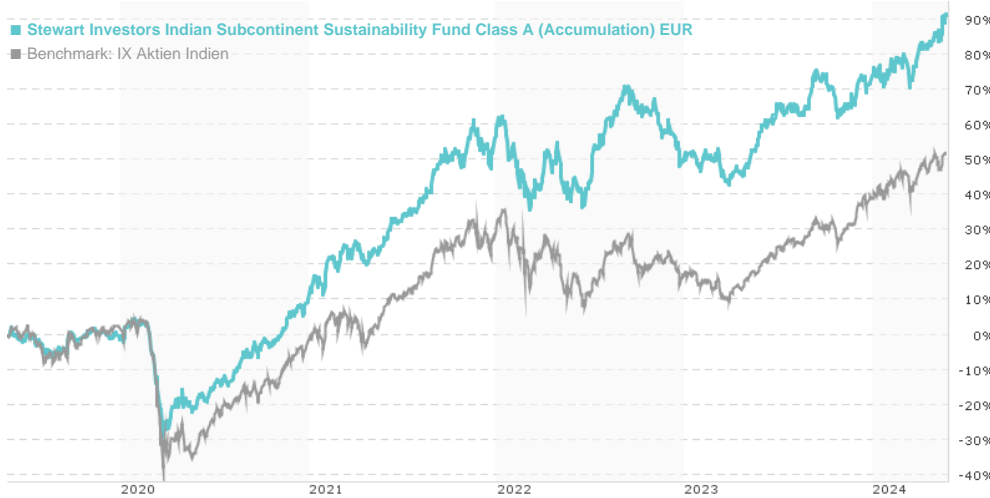


**Stewart Investors Indian Subcontinent Sustainability Fund Class A (Accumulation) EUR / GB00B2PF5X11 / A0QYLS /**

Last 05/24/2024 <sup>1</sup>	Country	Branch	Type of yield	Type
6.77 EUR	India	Mixed Sectors	reinvestment	Equity Fund

■ Stewart Investors Indian Subcontinent Sustainability Fund Class A (Accumulation) EUR  
■ Benchmark: IX Aktien Indien



**Risk key figures**

SRI 1 2 3 4 5 6 7

Mountain-View Funds Rating<sup>2</sup> EDA<sup>3</sup>

67

**Yearly Performance**

2023	+15.65%
2022	-5.84%
2021	+44.10%
2020	+11.52%
2019	+1.32%

Master data		Conditions		Other figures	
Fund type	Single fund	Issue surcharge	4.00%	Minimum investment	EUR 1,000.00
Category	Equity	Planned administr. fee	0.00%	Savings plan	-
Sub category	Mixed Sectors	Deposit fees	0.30%	UCITS / OGAW	-
Fund domicile	United Kingdom	Redemption charge	0.00%	Performance fee	0.00%
Tranch volume	(05/24/2024) GBP 6.84 mill.	Ongoing charges	(07/31/2023) 1.80%	Redeployment fee	0.00%
Total volume	(05/24/2024) GBP 694.14 mill.	Dividends		Investment company	
Launch date	5/1/2008			First Sentier (UK)	
KESr report funds	Yes			Finsbury Circus House 15, EC2M 7EB, London	
Business year start	01.08.			United Kingdom	
Sustainability type	Ethics/ecology			www.firstsentierinvestors.com	
Fund manager	Sashi Reddy, David Gait				

Performance	1M	6M	YTD	1Y	2Y	3Y	5Y	Since start
Performance	+4.10%	+15.05%	+10.61%	+22.75%	+37.39%	+52.49%	+94.00%	+577.03%
Performance p.a.	-	-	-	+22.68%	+17.19%	+15.09%	+14.16%	+12.64%
Sharpe ratio	5.16	2.29	1.99	1.62	1.09	0.81	0.65	0.50
Volatility	11.47%	12.58%	12.80%	11.69%	12.31%	13.95%	15.90%	17.67%
Worst month	-	0.67%	0.67%	-5.83%	-7.59%	-7.59%	-21.17%	-21.17%
Best month	-	3.91%	3.91%	8.18%	9.83%	9.83%	11.84%	16.26%
Maximum loss	-1.71%	-5.28%	-5.28%	-7.70%	-16.42%	-16.58%	-32.32%	-

**Distribution permission**

United Kingdom

<sup>1</sup> Important note on update status: The displayed date refers exclusively to the calculation of the NAV.

<sup>2</sup> The Mountain-View Data Fund Rating calculates a comparative ranking for funds using yield, volatility and trend data. For more information visit [MVD Funds Rating](#)

<sup>3</sup> Displays the Ethical-Dynamical Ratio calculated according to standard criteria. The maximum value is 100. For more information visit [EDA](#)

## Stewart Investors Indian Subcontinent Sustainability Fund Class A (Accumulation) EUR / GB00B2PF5X11 / A0QYLS /

### Investment strategy

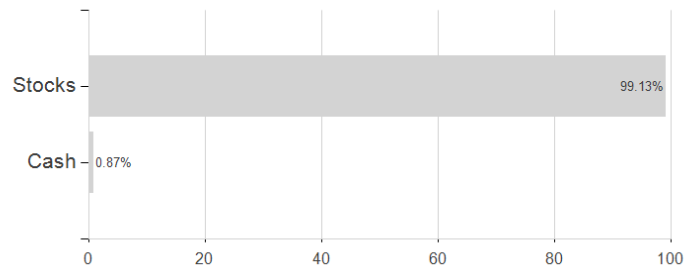
The Fund invests in shares of companies based in or where the majority of their activities take place in India, Pakistan, Sri Lanka or Bangladesh and that are listed on exchanges worldwide. The Fund invests in shares of high quality companies which are positioned to contribute to, and benefit from, sustainable development. Investment decisions around high quality companies are based on three key points: Quality of management including integrity, attitude to environmental and social impacts, corporate management, long term performance and risk. Quality of the company including its social usefulness, their environmental impacts and efficiency and responsible business practices. Quality of the company's finances and their financial performance. Sustainability is a key part of the approach. The Fund may invest up to 10% in other funds. The Fund will only use derivatives to reduce risk or to manage the Fund more efficiently in limited cases.

### Investment goal

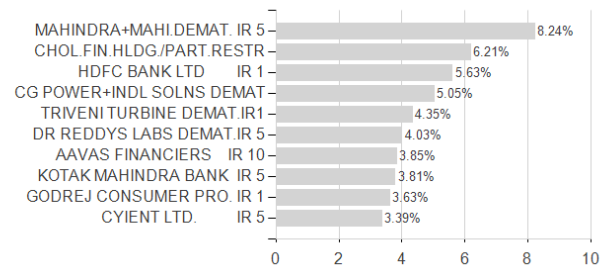
The Fund aims to achieve capital growth over the long term (at least five years).

### Assessment Structure

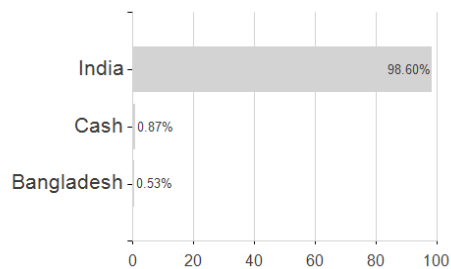
#### Assets



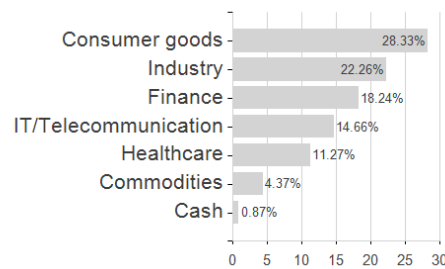
#### Largest positions



#### Countries



#### Branches



#### Currencies

