

C-QUADRAT ARTS TR Flexible A / DE000A0YJMJ5 / A0YJMJ / HANSAINVEST

| Last 04/19/2024 ¹ | Region | Branch | Type of yield | Type |
|------------------------------|-----------|---------------------|-----------------|------------|
| 133.62 EUR | Worldwide | Mixed fund/flexible | paying dividend | Mixed Fund |

■ C-QUADRAT ARTS TR Flexible A
■ Benchmark: IX-DF Mischfonds flexibel



Risk key figures

SRI 1 2 3 4 5 6 7

Mountain-View Funds Rating²

EDA³

▲ ▲ ▲ ▲ ▲ ▲

Yearly Performance

| | |
|------|---------|
| 2023 | +2.39% |
| 2022 | -9.74% |
| 2021 | +18.69% |
| 2020 | +4.90% |
| 2019 | +8.25% |

| Master data | | Conditions | | Other figures | |
|---------------------|------------------------------|------------------------|----------|---|--------|
| Fund type | Fund of funds | Issue surcharge | 5.00% | Minimum investment | UNT 0 |
| Category | Mixed Fund | Planned administr. fee | 0.00% | Savings plan | Yes |
| Sub category | Mixed fund/flexible | Deposit fees | 0.03% | UCITS / OGAW | Yes |
| Fund domicile | Germany | Redemption charge | 0.00% | Performance fee | 20.00% |
| Tranch volume | (04/19/2024) EUR 15.49 mill. | Ongoing charges | - | Redeployment fee | 0.00% |
| Total volume | (04/19/2024) EUR 85.32 mill. | Dividends | | Investment company | |
| Launch date | 11/8/2010 | 29.04.2022 | 4.12 EUR | HANSAINVEST Kapstadtring 8, 22297, Hamburg Germany https://www.hansainvest.com | |
| KEST report funds | Yes | 30.04.2021 | 3.56 EUR | | |
| Business year start | 01.01. | 30.04.2020 | 3.53 EUR | | |
| Sustainability type | - | 02.01.2018 | 0.00 EUR | | |
| Fund manager | ARTS Asset Management GmbH | 02.01.2013 | 0.51 EUR | | |

| Performance | 1M | 6M | YTD | 1Y | 2Y | 3Y | 5Y | Since start |
|------------------|--------|---------|--------|--------|---------|---------|---------|-------------|
| Performance | -0.79% | +12.00% | +8.72% | +8.92% | +2.35% | +9.47% | +30.52% | +48.36% |
| Performance p.a. | - | - | - | +8.90% | +1.16% | +3.06% | +5.48% | +2.98% |
| Sharpe ratio | -1.28 | 3.12 | 3.47 | 0.80 | -0.47 | -0.13 | 0.20 | -0.13 |
| Volatility | 10.05% | 6.93% | 8.29% | 6.31% | 5.80% | 6.41% | 7.92% | 7.04% |
| Worst month | - | -2.24% | -2.18% | -2.24% | -2.67% | -5.87% | -11.54% | -11.54% |
| Best month | - | 3.91% | 3.91% | 3.91% | 3.91% | 3.91% | 8.10% | 8.10% |
| Maximum loss | -2.97% | -2.97% | -2.97% | -5.71% | -10.77% | -13.21% | -19.45% | - |

Distribution permission

Austria, Germany

¹ Important note on update status: The displayed date refers exclusively to the calculation of the NAV.

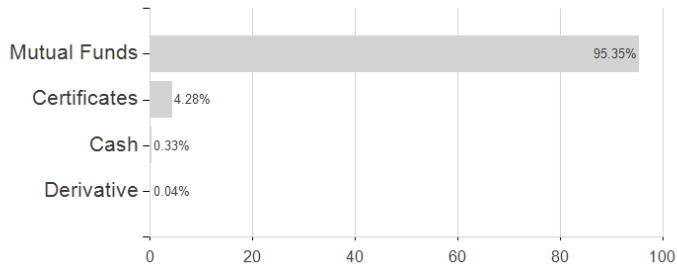
² The Mountain-View Data Fund Rating calculates a comparative ranking for funds using yield, volatility and trend data. For more information visit [MVD Funds Rating](#)

³ Displays the Ethical-Dynamical Ratio calculated according to standard criteria. The maximum value is 100. For more information visit [EDA](#)

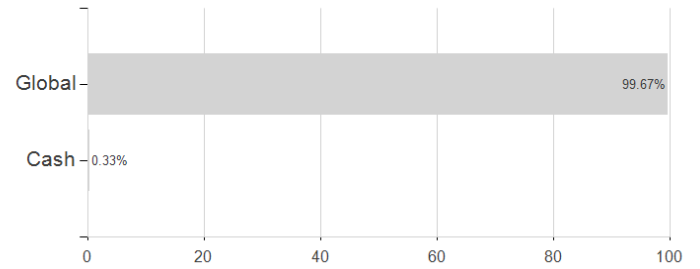
C-QUADRAT ARTS TR Flexible A / DE000A0YJMJ5 / A0YJMJ / HANSAINVEST

Assessment Structure

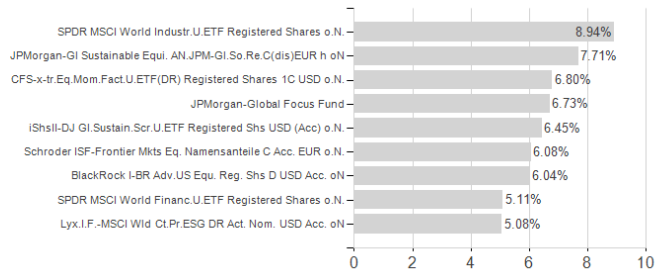
Assets



Countries



Largest positions



Currencies

