

AB SICAV I US Sm.and M.-Cap Pf.C EUR / LU0493247315 / A1CVFX / AllianceBernstein LU

Last 04/22/2024 ¹	Country	Branch	Type of yield	Type
40.37 EUR	United States of America	Mixed Sectors	reinvestment	Equity Fund

■ AB SICAV I US Sm.and M.-Cap Pf.C EUR
■ Benchmark: IX Aktien USA EUR



Risk key figures

SRI 1 2 3 4 5 6 7

Mountain-View Funds Rating² EDA³

67

Yearly Performance

2023	+11.27%
2022	-12.21%
2021	+43.37%
2020	-6.45%
2019	+20.40%

Master data		Conditions		Other figures	
Fund type	Single fund	Issue surcharge	1.00%	Minimum investment	EUR 2,000.00
Category	Equity	Planned administr. fee	0.00%	Savings plan	-
Sub category	Mixed Sectors	Deposit fees	0.50%	UCITS / OGAW	Yes
Fund domicile	Luxembourg	Redemption charge	0.00%	Performance fee	0.00%
Tranch volume	(04/22/2024) USD 0.089 mill.	Ongoing charges	-	Redeployment fee	0.00%
Total volume	(04/22/2024) USD 113.67 mill.	Dividends		Investment company	
Launch date	3/15/2010	AllianceBernstein LU			
KESr report funds	No	2-4, rue Eugene Ruppert, 2453, Luxembourg			
Business year start	01.06.	Luxembourg			
Sustainability type	-	https://www.alliancebernstein.com			
Fund manager	James MacGregor, Erik Turenchalk				

Performance	1M	6M	YTD	1Y	2Y	3Y	5Y	Since start
Performance	-3.42%	+20.22%	+2.98%	+17.87%	+6.04%	+14.82%	+38.30%	+268.00%
Performance p.a.	-	-	-	+17.92%	+2.97%	+4.71%	+6.69%	+9.67%
Sharpe ratio	-2.49	2.72	0.45	0.89	-0.05	0.04	0.11	0.27
Volatility	15.09%	15.09%	14.07%	15.87%	19.69%	19.75%	26.23%	21.44%
Worst month	-	-5.75%	-5.52%	-5.75%	-8.42%	-8.42%	-24.84%	-24.84%
Best month	-	8.77%	8.77%	8.77%	12.81%	12.81%	14.25%	15.54%
Maximum loss	-7.07%	-7.07%	-7.07%	-12.77%	-21.29%	-21.29%	-46.31%	-

Distribution permission

Austria, Germany, Switzerland

¹ Important note on update status: The displayed date refers exclusively to the calculation of the NAV.

² The Mountain-View Data Fund Rating calculates a comparative ranking for funds using yield, volatility and trend data. For more information visit [MVD Funds Rating](#)

³ Displays the Ethical-Dynamical Ratio calculated according to standard criteria. The maximum value is 100. For more information visit [EDA](#)

AB SICAV I US Sm.and M.-Cap Pf.C EUR / LU0493247315 / A1CVFX / AllianceBernstein LU

Investment strategy

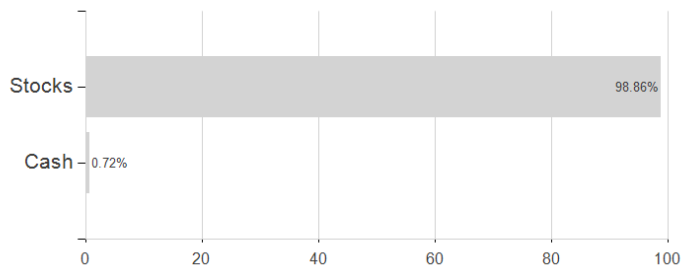
Under normal market conditions, the Portfolio typically invests at least 80%, but never less than two thirds, of its assets in equity securities of US small and mid-capitalisation companies. The Investment Manager seeks to select securities that it believes are undervalued and offer attractive shareholder returns. The Portfolio may be exposed to any currency. The Portfolio uses derivatives for hedging (reducing risks) and efficient portfolio management.

Investment goal

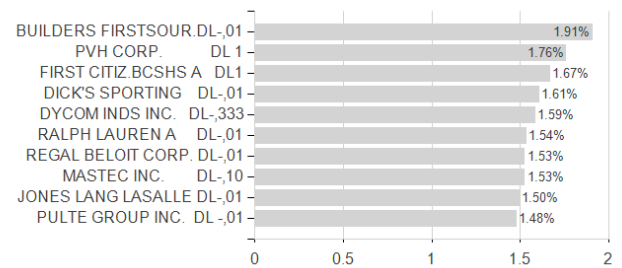
The Portfolio seeks to increase the value of your investment over time through capital growth.

Assessment Structure

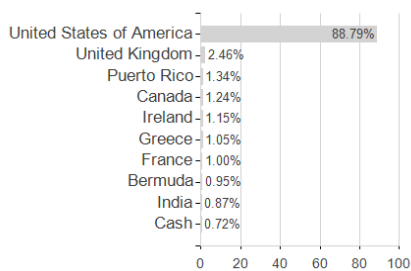
Assets



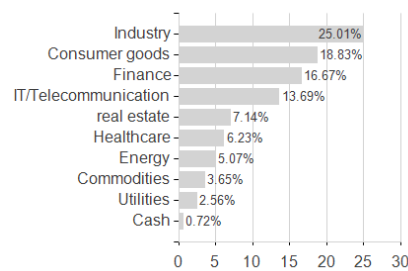
Largest positions



Countries



Branches



Currencies

