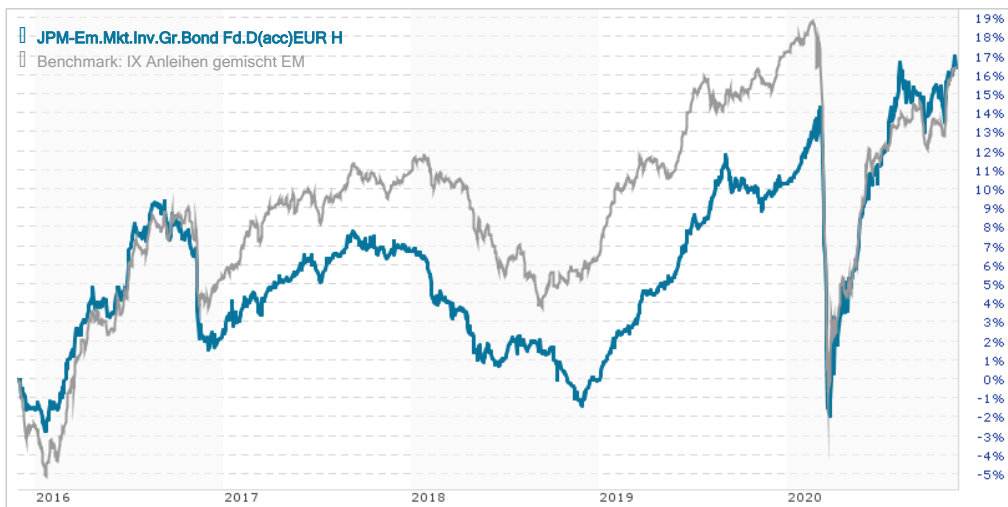


JPM-Em.Mkt.Inv.Gr.Bond Fd.D(acc)EUR H / LU0562246966 / A1C9QW / JPMorgan AM (EU)

Last 11/25/2020 <sup>1</sup> <b>103.92 EUR</b>	Region Emerging Markets	Branch Bonds: Mixed	Type of yield reinvestment	Type Fixed-Income Fund
---	----------------------------	------------------------	-------------------------------	---------------------------



Risk key figures								
SRRI	1	2	3	4	5	6	7	
FER fund risk								3.64
Mountain-View Funds Rating								EDA <sup>2</sup>
	▲ ▲ ▲ ▲ ▲ ▲ ▲							81
Yearly Performance								
2019								+10.31%
2018								-6.36%
2017								+4.03%
2016								+4.27%
2015								-3.50%

Master data		Conditions		Other figures	
Fund type	Single fund	Issue surcharge	3.00%	Minimum investment	5,000.00
Category	Bonds	Planned administr. fee	0.00%	Savings plan	-
Sub category	Bonds: Mixed	Deposit fees	0.00%	UCITS / OGAW	Yes
Fund domicile	Luxembourg	Redemption charge	0.50%	Performance fee	0.00%
Tranch volume	(11/25/2020) USD 13,00 Mio.	Ongoing charges	(08/19/2020) 1.51%	Redeployment fee	0.00%
Total volume	(11/25/2020) USD 913,99 Mio.	Dividends		Investment company	
Launch date	11/29/2010	JPMorgan AM (EU)			
KEST report funds	Yes	PO Box 275, 2012, Luxembourg			
Business year start	01.07.	Luxembourg			
Sustainability type	-	https://www.jpmanassetmanagement.de			
Fund manager	Pierre-Yves Bateau, S. McKee, E. Babayev				

Performance	1M	6M	YTD	1Y	2Y	3Y	5Y	Since start
Performance	+1.50%	+7.30%	+5.59%	+6.09%	+17.90%	+8.94%	+16.52%	+35.95%
Performance p.a.	-	-	-	+6.08%	+8.58%	+2.90%	+3.10%	+3.12%
Sharpe ratio	3.12	2.74	0.71	0.73	1.36	0.59	0.71	0.78
Volatility	6.55%	5.68%	9.53%	9.10%	6.71%	5.82%	5.10%	4.67%
Worst month	-	-0.70%	-8.27%	-8.27%	-8.27%	-8.27%	-8.27%	-8.27%
Best month	-	4.36%	4.36%	4.36%	4.36%	4.36%	4.36%	4.36%
Maximum loss	-1.62%	-3.15%	-14.21%	-14.21%	-14.21%	-14.21%	-14.21%	-
Outperformance	-	-	6.01%	+5.82%	+6.43%	+3.20%	-0.33%	-

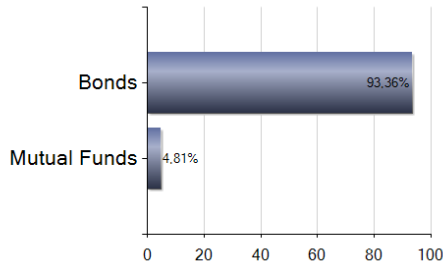
**Distribution permission**  
Austria, Germany, Switzerland, Netherlands, France, United Kingdom, Belgium, Denmark, Ireland, Italy, Norway, Portugal, Spain, Luxembourg, Sweden, Finland, Poland, Hungary, Chile

<sup>1</sup> Important note on update status: The displayed date refers exclusively to the calculation of the NAV.  
<sup>2</sup> Displays the Ethical-Dynamical Ratio calculated according to standard criteria. The maximum value is 100. For more information visit <http://www.mountain-view.com/MVD-Fonds-Rating.pdf>  
 DISCLAIMER: The information on this page are for informational purposes only and should neither an offer to sell nor a solicitation for the purchase of the security or recommendation in favor of the security to be understood. TeleTrader Software GmbH assumes no liability despite thorough searches for the accuracy of the data.  
 Funds data from: mountain-view.com. Fact Sheet created by: www.teletrader.com  
 Created: 11/27/2020

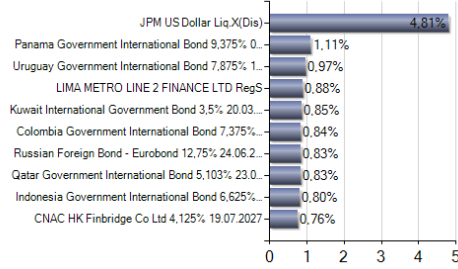
JPM-Em.Mkt.Inv.Gr.Bond Fd.D(acc)EUR H / LU0562246966 / A1C9QW / JPMorgan AM (EU)

Assessment Structure

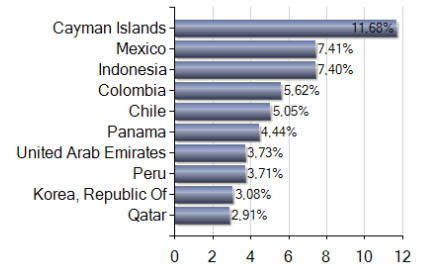
Assets



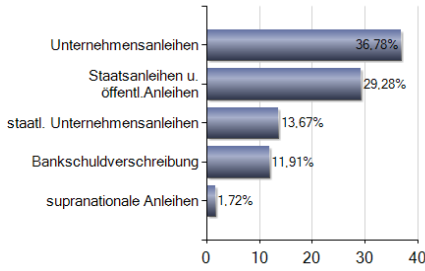
Largest positions



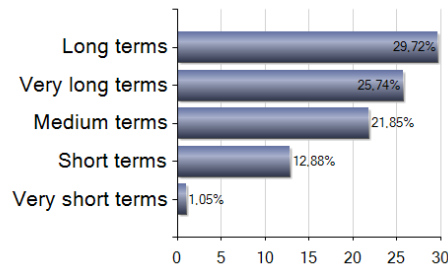
Countries



Issuer



Duration



Currencies

