

Invesco Mkt.p.C.St.S&P US Sel.Sec.UE A / IE00B435BG20 / A0YHMP / Invesco IM

Last 05/26/2023 ¹ 578.71 USD	Country United States of America	Branch ETF Stocks	Type of yield reinvestment	Type Alternative Investm.
---	-------------------------------------	----------------------	-------------------------------	------------------------------



Risk key figures

SRR1	1	2	3	4	5	6	7
------	---	---	---	---	----------	---	---

Mountain-View Funds Rating	EDA ²
▲ ▲ ▲ ▲ ▲ ▲	-

Yearly Performance

2022	-1.14%
2021	+18.00%
2020	+10.12%
2019	+26.88%
2018	-9.00%

Master data		Conditions		Other figures	
Fund type	Single fund	Issue surcharge	0.00%	Minimum investment	UNT 1
Category	Equity	Planned administr. fee	0.00%	Savings plan	-
Sub category	ETF Stocks	Deposit fees	0.00%	UCITS / OGAW	Yes
Fund domicile	Ireland	Redemption charge	0.00%	Performance fee	0.00%
Tranch volume	(05/26/2023) EUR 146,42 Mio.	Ongoing charges	(02/07/2022) 0.14%	Redeployment fee	0.00%
Total volume	(05/26/2023) EUR 146,42 Mio.	Dividends		Investment company	
Launch date	12/16/2009			Invesco IM	
KEST report funds	Yes			Ireland	
Business year start	01.12.			https://www.invescomanagementcompany.ie	
Sustainability type	-				
Fund manager	Assenagon Asset Management S.A.				

Performance	1M	6M	YTD	1Y	2Y	3Y	5Y	Since start
Performance	-3.71%	-2.48%	-1.10%	+1.53%	+9.26%	+37.88%	+67.45%	+258.90%
Performance p.a.	-	-	-	+1.53%	+4.53%	+11.30%	+10.87%	+10.01%
Sharpe ratio	-4.30	-0.73	-0.55	-0.13	0.07	0.56	0.44	0.48
Volatility	9.37%	11.56%	11.42%	14.44%	14.38%	13.95%	17.00%	13.76%
Worst month	-	-5.16%	-5.16%	-8.05%	-8.05%	-8.05%	-9.18%	-9.18%
Best month	-	6.33%	4.16%	8.99%	10.23%	10.23%	10.23%	10.23%
Maximum loss	-5.49%	-7.37%	-6.25%	-13.23%	-16.83%	-16.83%	-24.46%	-
Outperformance	-	-	4.50%	-3.61%	-0.08%	+17.10%	+5.80%	-

Distribution permission	
Austria, Germany, Switzerland, United Kingdom	

¹ Important note on update status: The displayed date refers exclusively to the calculation of the NAV.

² Displays the Ethical-Dynamical Ratio calculated according to standard criteria. The maximum value is 100. For more information visit <http://www.mountain-view.com/MVD-Fonds-Rating.pdf>

Invesco Mkt.p.C.St.S&P US Sel.Sec.UE A / IE00B435BG20 / A0YHMP / Invesco IM

Investment strategy

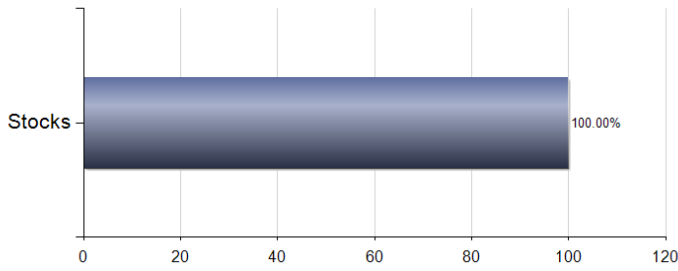
The Fund is a passively managed Exchange-Traded Fund. To achieve the objective the Fund will use unfunded swaps ("Swaps"). These Swaps are an agreement between the Fund and an approved counterparty to exchange one stream of cash flows against another stream but do not require the Fund to provide collateral, on the basis that the Fund has already invested in a basket of equities and equity related securities (namely shares). Please note that the Fund will purchase securities that are not contained in the Index. The performance of the Index is swapped from the counterparty to the Fund in exchange for the performance of equities and equity related securities held by the Fund.

Investment goal

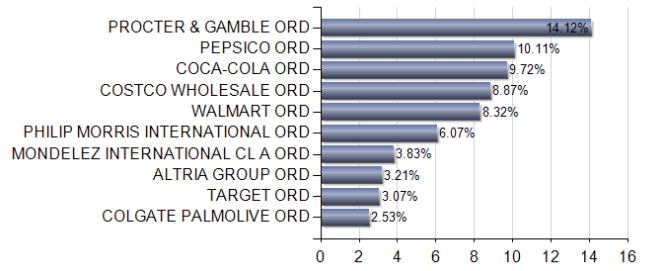
The objective of the Fund is to aim to track the Net Total Return performance of the S&P Select Sector Capped 20% Consumer Staples Index (the "Index"), less fees, expenses and transaction costs. The Fund's base currency is USD. The Index represents the consumer staples sector of the S&P 500 Index. The constituents are classified according to the Global Industry Classification Standard (GICS) and maintain the same classification as the parent S&P 500.

Assessment Structure

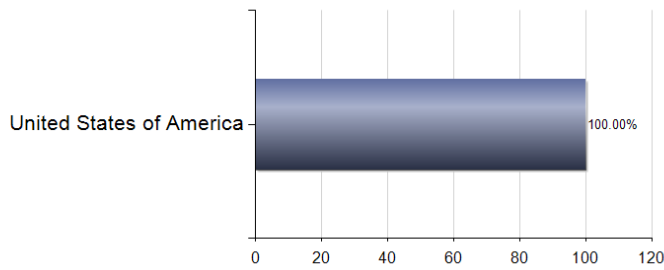
Assets



Largest positions



Countries



Branches

