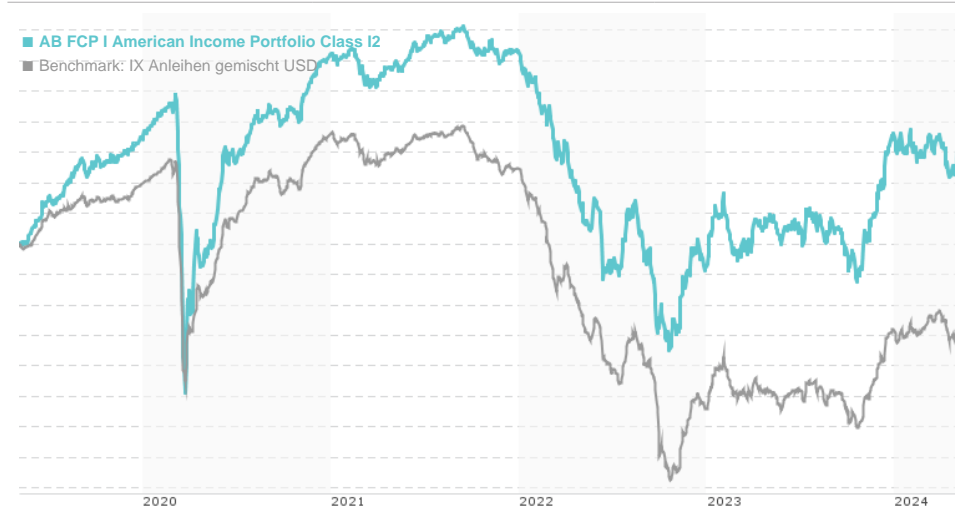


AB FCP I American Income Portfolio Class I2 / LU0249549436 / A0JM46 / AllianceBernstein LU

Last 05/03/2024 ¹	Region	Branch	Type of yield	Type
18.27 USD	Worldwide	Bonds: Mixed	reinvestment	Fixed-Income Fund



Risk key figures

SRI 1 2 3 4 5 6 7

Mountain-View Funds Rating² EDA³

65

Yearly Performance

2023	+8.91%
2022	-12.59%
2021	+0.16%
2020	+5.28%
2019	+12.90%

Master data		Conditions		Other figures	
Fund type	Single fund	Issue surcharge	1.50%	Minimum investment	USD 1,000,000.00
Category	Bonds	Planned administr. fee	0.00%	Savings plan	-
Sub category	Bonds: Mixed	Deposit fees	0.00%	UCITS / OGAW	Yes
Fund domicile	Luxembourg	Redemption charge	0.00%	Performance fee	0.00%
Tranch volume	(05/03/2024) USD 742.13 mill.	Ongoing charges	-	Redeployment fee	0.00%
Total volume	(05/03/2024) USD 24,491.82 mill.	Dividends		Investment company	
Launch date	5/30/2006	AllianceBernstein LU			
KESr report funds	Yes	2-4, rue Eugene Ruppert, 2453, Luxembourg			
Business year start	01.09.	Luxembourg			
Sustainability type	-	https://www.alliancebernstein.com			
Fund manager	Scott DiMaggio, Gershon Distenfeld, Fahd Malik, Matthew Sheridan, Will Smith				

Performance	1M	6M	YTD	1Y	2Y	3Y	5Y	Since start
Performance	-0.16%	+5.30%	-0.98%	+4.22%	+3.81%	-4.84%	+6.41%	+116.98%
Performance p.a.	-	-	-	+4.21%	+1.88%	-1.64%	+1.25%	+4.41%
Sharpe ratio	-0.86	1.17	-1.22	0.06	-0.30	-0.96	-0.43	0.13
Volatility	6.76%	6.10%	5.54%	5.86%	6.55%	5.74%	6.10%	4.43%
Worst month	-	-2.28%	-2.28%	-2.28%	-5.02%	-5.02%	-10.80%	-12.26%
Best month	-	4.67%	4.12%	4.67%	4.67%	4.67%	4.67%	6.14%
Maximum loss	-2.07%	-2.87%	-2.87%	-4.77%	-9.71%	-18.58%	-18.58%	-

Distribution permission

Austria, Germany, Switzerland

¹ Important note on update status: The displayed date refers exclusively to the calculation of the NAV.

² The Mountain-View Data Fund Rating calculates a comparative ranking for funds using yield, volatility and trend data. For more information visit [MVD Funds Rating](#)

DISCLAIMER: The information on this page are for informational purposes only and should neither an offer to sell nor a solicitation for the purchase of the security or recommendation in favor of the security to be understood. baha GmbH assumes no liability despite thorough searches for the accuracy of the data.

Funds data from: www.mountain-view.com. Fact Sheet created by: www.baha.com

AB FCP I American Income Portfolio Class I2 / LU0249549436 / A0JM46 / AllianceBernstein LU

Investment strategy

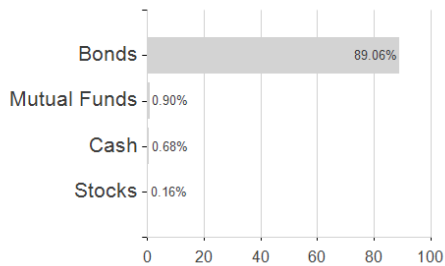
In normal circumstances, the Portfolio invests at least 50% of its assets in higher-rated (Investment Grade) debt securities of U.S. governmental and corporate issuers. Notwithstanding the foregoing, under certain market conditions, the Portfolio may invest in excess of 50% of its assets in lower-rated (below Investment Grade) and therefore riskier debt securities. Up to 35% of the Portfolio's total assets may be invested in securities of issuers based outside the U.S., including emerging market countries. The investment manager varies the mix of longer and shorter-term securities to reflect its view of interest rate trends.

Investment goal

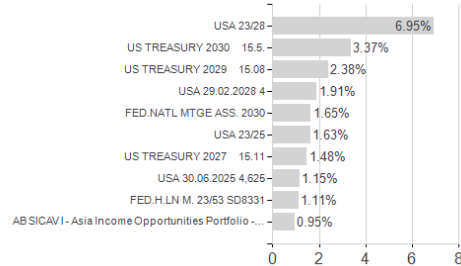
The Portfolio seeks to achieve a high return on your investment, both by earning income and by increasing the value of your investment over the long term.

Assessment Structure

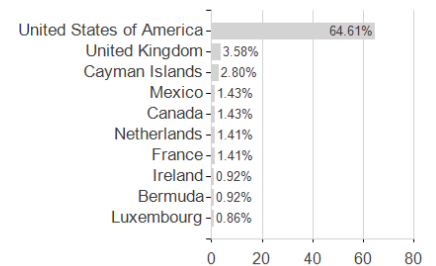
Assets



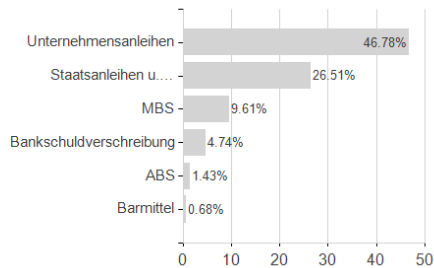
Largest positions



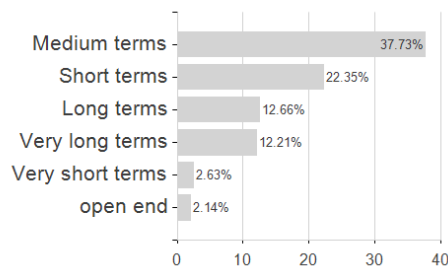
Countries



Issuer



Duration



Currencies

