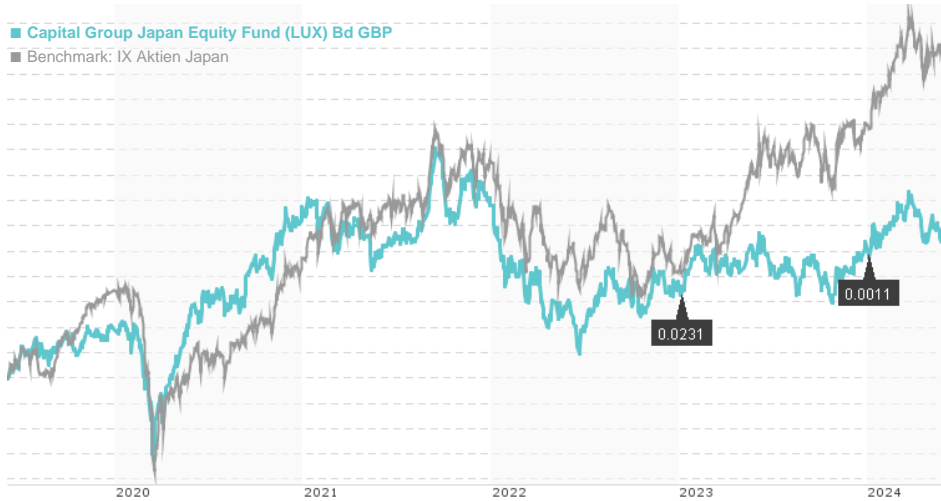


**Capital Group Japan Equity Fund (LUX) Bd GBP / LU0235151999 / A0JK6S / Capital Int. M. Co.**

Last 06/03/2024 <sup>1</sup>	Country	Branch	Type of yield	Type
14.21 GBP	Japan	Mixed Sectors	paying dividend	Equity Fund

■ Capital Group Japan Equity Fund (LUX) Bd GBP  
■ Benchmark: IX Aktien Japan



**Risk key figures**

SRI 1 2 3 4 5 6 7

Mountain-View Funds Rating<sup>2</sup> EDA<sup>3</sup>

76

**Yearly Performance**

2023	+6.54%
2022	-11.27%
2021	+0.34%
2020	+21.93%
2019	+17.01%

Master data		Conditions		Other figures	
Fund type	Single fund	Issue surcharge	5.25%	Minimum investment	UNT 0
Category	Equity	Planned administr. fee	0.00%	Savings plan	-
Sub category	Mixed Sectors	Deposit fees	0.05%	UCITS / OGAW	Yes
Fund domicile	Luxembourg	Redemption charge	0.00%	Performance fee	0.00%
Tranch volume	(06/03/2024) JPY 0.228 mill.	Ongoing charges	-	Redeployment fee	0.00%
Total volume	(06/03/2024) JPY 15,070.55 mill.	Dividends		Investment company	
Launch date	4/20/2006	04.01.2024	0.00 GBP	Capital Int. M. Co.	
KESr report funds	No	04.01.2023	0.02 GBP	37A, Avenue J-F Kennedy, 1855, Luxemburg	
Business year start	01.01.	02.01.2013	0.01 GBP	Luxembourg	
Sustainability type	-	https://www.capitalgroup.com			

Fund manager	Akira Horiguchi, Dickon C. Corrado, Akira Shiraishi, Harry Gunji, Kohei Higashi							
Performance	1M	6M	YTD	1Y	2Y	3Y	5Y	Since start
Performance	-1.80%	+7.01%	+2.24%	+1.87%	+14.72%	+3.17%	+31.95%	+107.08%
Performance p.a.	-	-	-	+1.88%	+7.10%	+1.04%	+5.69%	+4.10%
Sharpe ratio	-1.69	0.79	0.12	-0.13	0.23	-0.18	0.12	0.02
Volatility	15.13%	13.76%	13.85%	14.37%	14.44%	14.94%	16.41%	18.52%
Worst month	-	-4.82%	-4.82%	-4.82%	-4.82%	-9.17%	-9.17%	-14.19%
Best month	-	4.75%	4.75%	4.75%	7.51%	7.51%	11.58%	16.63%
Maximum loss	-4.35%	-7.67%	-7.67%	-10.65%	-10.65%	-27.84%	-27.84%	-

**Distribution permission**

Austria, Germany, Switzerland, United Kingdom, Luxembourg

<sup>1</sup> Important note on update status: The displayed date refers exclusively to the calculation of the NAV.

<sup>2</sup> The Mountain-View Data Fund Rating calculates a comparative ranking for funds using yield, volatility and trend data. For more information visit [MVD Funds Rating](#)

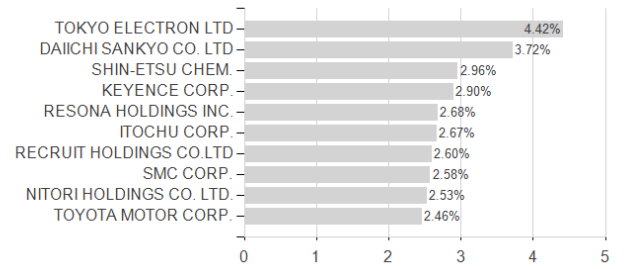
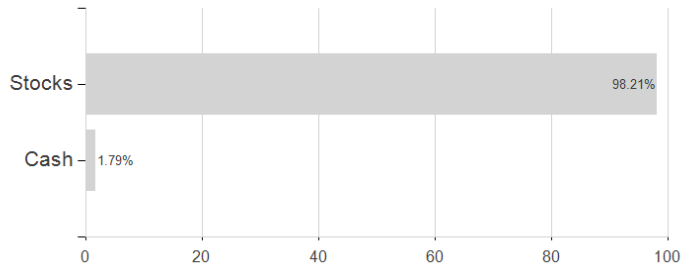
<sup>3</sup> Displays the Ethical-Dynamical Ratio calculated according to standard criteria. The maximum value is 100. For more information visit [EDA](#)

**Capital Group Japan Equity Fund (LUX) Bd GBP / LU0235151999 / A0JK6S / Capital Int. M. Co.**

**Assessment Structure**

**Assets**

**Largest positions**



**Countries**

**Branches**

**Currencies**

