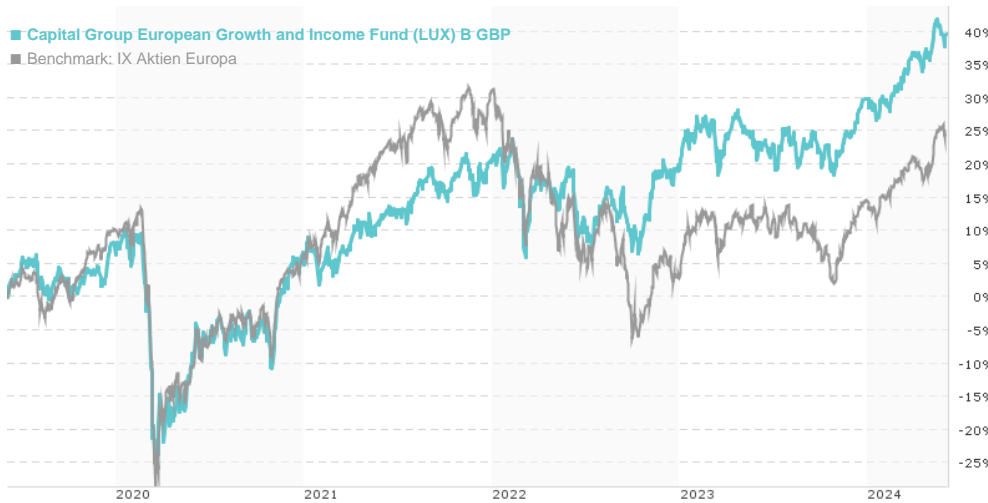


Capital Group European Growth and Income Fund (LUX) B GBP / LU0157032532 / 806159 / Capital Int. M. Co.

Last 06/03/2024 ¹	Region	Branch	Type of yield	Type
34.15 GBP	Europe	Mixed Sectors	reinvestment	Equity Fund

■ Capital Group European Growth and Income Fund (LUX) B GBP
■ Benchmark: IX Aktien Europa



Risk key figures

SRI 1 2 3 4 5 6 7

Mountain-View Funds Rating² EDA³

50

Yearly Performance

2023	+8.95%
2022	-0.95%
2021	+14.74%
2020	-1.50%
2019	+18.10%

Master data		Conditions		Other figures	
Fund type	Single fund	Issue surcharge	5.25%	Minimum investment	UNT 0
Category	Equity	Planned administr. fee	0.00%	Savings plan	-
Sub category	Mixed Sectors	Deposit fees	0.05%	UCITS / OGAW	Yes
Fund domicile	Luxembourg	Redemption charge	0.00%	Performance fee	0.00%
Tranch volume	(06/03/2024) EUR 13.01 mill.	Ongoing charges	-	Redeployment fee	0.00%
Total volume	(06/03/2024) EUR 160.41 mill.	Dividends		Investment company	
Launch date	10/30/2002	Capital Int. M. Co.			
KESr report funds	No	37A, Avenue J-F Kennedy, 1855, Luxembourg			
Business year start	01.01.	Luxembourg			
Sustainability type	-	https://www.capitalgroup.com			
Fund manager	Alfonso Barroso, Nicholas J. Grace, Caroline Randall				

Performance	1M	6M	YTD	1Y	2Y	3Y	5Y	Since start
Performance	+1.97%	+11.86%	+7.53%	+13.53%	+17.03%	+24.73%	+41.12%	+440.35%
Performance p.a.	-	-	-	+13.57%	+8.22%	+7.64%	+7.12%	+8.12%
Sharpe ratio	2.27	2.76	1.84	1.05	0.39	0.31	0.21	0.26
Volatility	9.70%	7.81%	8.21%	9.33%	11.36%	12.30%	15.74%	16.43%
Worst month	-	-0.87%	-0.87%	-2.14%	-7.67%	-7.67%	-15.85%	-15.85%
Best month	-	4.47%	4.47%	4.47%	7.43%	7.43%	13.51%	14.77%
Maximum loss	-2.88%	-2.88%	-2.88%	-5.76%	-10.59%	-14.33%	-31.34%	-

Distribution permission

Austria, Germany, Switzerland, United Kingdom

¹ Important note on update status: The displayed date refers exclusively to the calculation of the NAV.

² The Mountain-View Data Fund Rating calculates a comparative ranking for funds using yield, volatility and trend data. For more information visit [MVD Funds Rating](#)

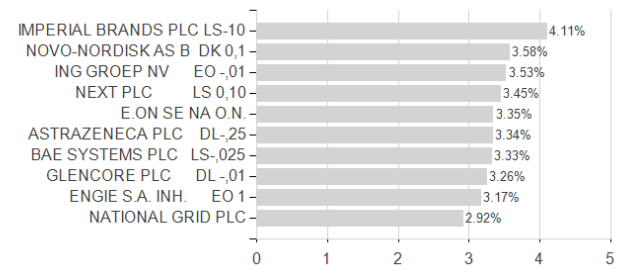
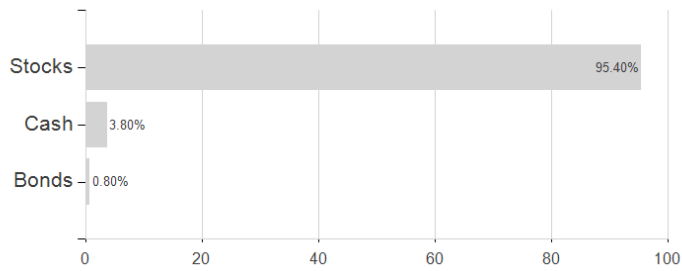
³ Displays the Ethical-Dynamical Ratio calculated according to standard criteria. The maximum value is 100. For more information visit [EDA](#)

Capital Group European Growth and Income Fund (LUX) B GBP / LU0157032532 / 806159 / Capital Int. M. Co.

Assessment Structure

Assets

Largest positions



Countries

Branches

Currencies

