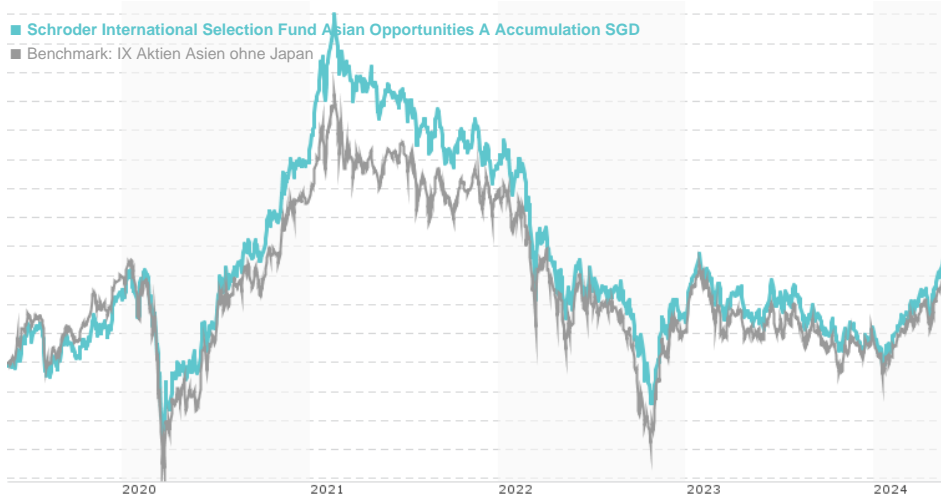


## Schroder International Selection Fund Asian Opportunities A Accumulation SGD / LU0287615628 / A0MLZ3 /

Last 05/22/2024 <sup>1</sup>	Region	Branch	Type of yield	Type
19.71 SGD	Asia (excl. Japan)	Mixed Sectors	reinvestment	Equity Fund

■ Schroder International Selection Fund Asian Opportunities A Accumulation SGD  
■ Benchmark: IX Aktien Asien ohne Japan



## Risk key figures

SRI 1 2 3 4 5 6 7

Mountain-View Funds Rating<sup>2</sup>EDA<sup>3</sup>

▲ ▲ ▲ ▲ ▲ ▲

74

## Yearly Performance

2023	-0.74%
2022	-20.28%
2021	-2.45%
2020	+24.03%
2019	+21.15%

Master data		Conditions		Other figures	
Fund type	Single fund	Issue surcharge	5.00%	Minimum investment	USD 1,000.00
Category	Equity	Planned administr. fee	0.00%	Savings plan	-
Sub category	Mixed Sectors	Deposit fees	0.30%	UCITS / OGAW	Yes
Fund domicile	Luxembourg	Redemption charge	0.00%	Performance fee	0.00%
Tranch volume	(05/22/2024) USD 4.45 mill.	Ongoing charges	-	Redeployment fee	0.00%
Total volume	(05/22/2024) USD 5,775.63 mill.	Dividends		Investment company	
Launch date	2/23/2007	Schroder IM (EU)			
KESr report funds	Yes	5, rue Höhenhof, 1736, Senningerberg			
Business year start	01.01.	Luxembourg			
Sustainability type	-	<a href="https://www.schroders.com">https://www.schroders.com</a>			
Fund manager	Toby Hudson				

Performance	1M	6M	YTD	1Y	2Y	3Y	5Y	Since start
Performance	+7.64%	+9.34%	+10.01%	+6.87%	+4.55%	-19.16%	+15.23%	+97.08%
Performance p.a.	-	-	-	+6.85%	+2.25%	-6.85%	+2.87%	+4.01%
Sharpe ratio	12.12	1.36	1.98	0.25	-0.11	-0.69	-0.06	0.01
Volatility	11.64%	11.70%	12.22%	12.29%	14.82%	15.56%	16.49%	17.64%
Worst month	-	-4.50%	-4.50%	-5.00%	-9.89%	-9.89%	-13.04%	-18.53%
Best month	-	5.48%	5.48%	5.48%	16.87%	16.87%	16.87%	16.87%
Maximum loss	-1.41%	-7.08%	-5.68%	-13.14%	-20.99%	-37.23%	-41.86%	-

## Distribution permission

Austria, Germany, Switzerland, United Kingdom

<sup>1</sup> Important note on update status: The displayed date refers exclusively to the calculation of the NAV.

<sup>2</sup> The Mountain-View Data Fund Rating calculates a comparative ranking for funds using yield, volatility and trend data. For more information visit [MVD Funds Rating](#)

DISCLAIMER: The information on this page are for informational purposes only and should neither an offer to sell nor a solicitation for the purchase of the security or recommendation in favor of the security to be understood. baha GmbH assumes no liability despite thorough searches for the accuracy of the data.

Funds data from: [www.mountain-view.com](#). Fact Sheet created by: [www.baha.com](#)

Created: 05/23/2024

## Schroder International Selection Fund Asian Opportunities A Accumulation SGD / LU0287615628 / A0MLZ3 /

### Investment strategy

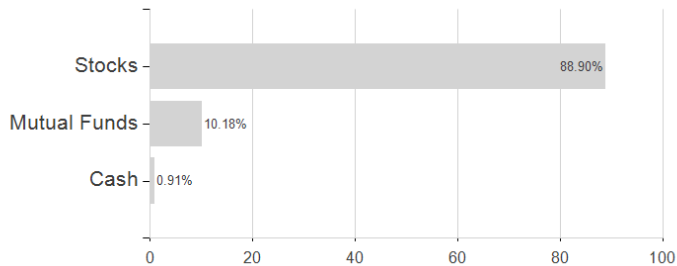
The fund is actively managed and invests at least two-thirds of its assets in equity and equity related securities of Asian companies (excluding Japan).

### Investment goal

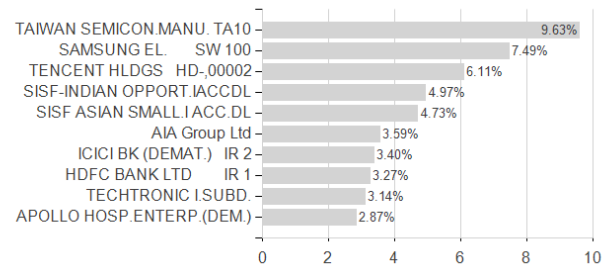
The fund aims to provide capital growth in excess of the MSCI AC Asia ex Japan (Net TR) Index after fees have been deducted over a three to five year period by investing in equities of Asian companies (excluding Japan).

### Assessment Structure

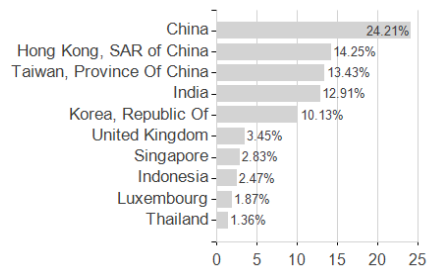
#### Assets



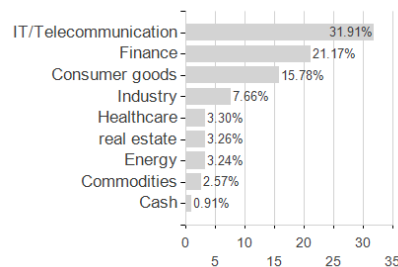
#### Largest positions



#### Countries



#### Branches



#### Currencies

