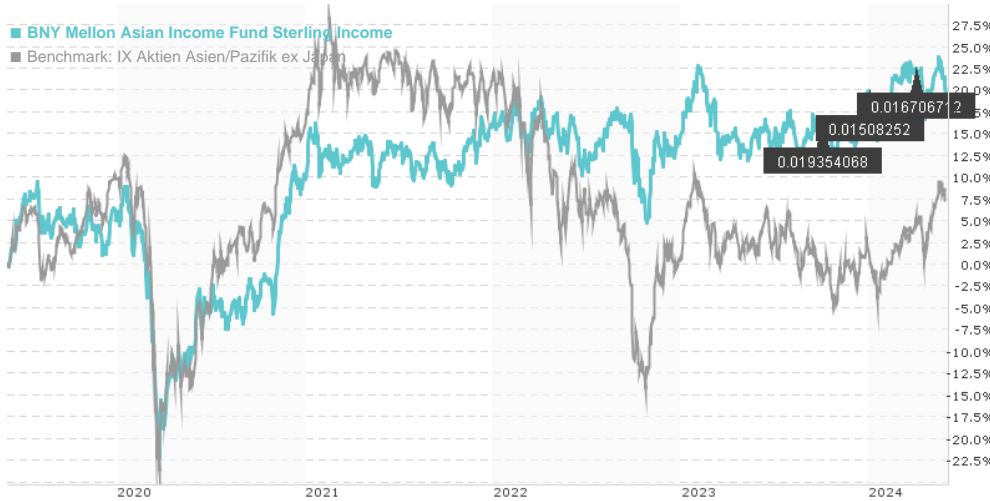


BNY Mellon Asian Income Fund Sterling Income / GB00B0MY6Z69 / A0NDX1 / BNY Mellon Fund M.

Last 05/31/2024 ¹	Region	Branch	Type of yield	Type
2.06 GBP	Asia/Pacific ex Japan	Mixed Sectors	paying dividend	Equity Fund



Risk key figures

SRI 1 2 3 4 5 6 7

Mountain-View Funds Rating² EDA³

▲ ▲ ▲ ▲ ▲ ▲

Yearly Performance

2023	+4.83%
2022	-1.30%
2021	+5.49%
2020	+4.45%
2019	+13.40%

Master data		Conditions		Other figures	
Fund type	Single fund	Issue surcharge	0.00%	Minimum investment	GBP 1,000.00
Category	Equity	Planned administr. fee	0.00%	Savings plan	Yes
Sub category	Mixed Sectors	Deposit fees	0.50%	UCITS / OGAW	-
Fund domicile	United Kingdom	Redemption charge	0.00%	Performance fee	0.00%
Tranch volume	(05/31/2024) GBP 22.22 mill.	Ongoing charges	-	Redeployment fee	0.00%
Total volume	-	Dividends		Investment company	
Launch date	12/1/2005	02.04.2024	0.02 GBP	BNY Mellon Fund M. 160 Queen Victoria Street, EC4V4LA, London United Kingdom https://www.bnymellon.com	
KESr report funds	Yes	02.01.2024	0.02 GBP		
Business year start	01.07.	02.10.2023	0.02 GBP		
Sustainability type	-	03.07.2023	0.03 GBP		
Fund manager	Zoe Kan, Alex Khosla	03.04.2023	0.02 GBP		

Performance	1M	6M	YTD	1Y	2Y	3Y	5Y	Since start
Performance	-0.74%	+4.26%	-0.59%	+4.26%	+1.69%	+5.66%	+19.51%	+259.63%
Performance p.a.	-	-	-	+4.25%	+0.84%	+1.85%	+3.62%	+7.16%
Sharpe ratio	-1.46	0.50	-0.52	0.05	-0.27	-0.18	-0.01	0.23
Volatility	8.32%	9.91%	10.08%	10.00%	10.93%	10.69%	12.88%	14.77%
Worst month	-	-2.72%	-2.72%	-3.41%	-5.43%	-5.43%	-14.05%	-19.80%
Best month	-	4.88%	4.88%	4.88%	9.09%	9.09%	12.40%	14.46%
Maximum loss	-3.81%	-5.34%	-5.34%	-6.05%	-11.11%	-12.12%	-28.87%	-

Distribution permission

Switzerland, United Kingdom

¹ Important note on update status: The displayed date refers exclusively to the calculation of the NAV.

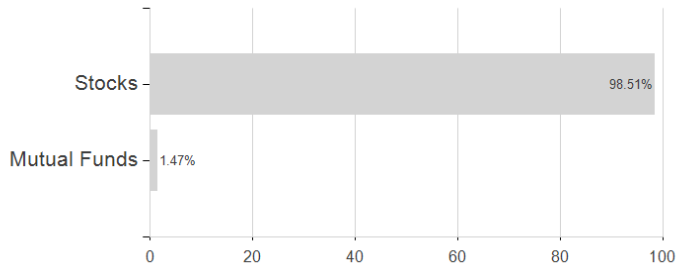
² The Mountain-View Data Fund Rating calculates a comparative ranking for funds using yield, volatility and trend data. For more information visit [MVD Funds Rating](#)

³ Displays the Ethical-Dynamical Ratio calculated according to standard criteria. The maximum value is 100. For more information visit [EDA](#)

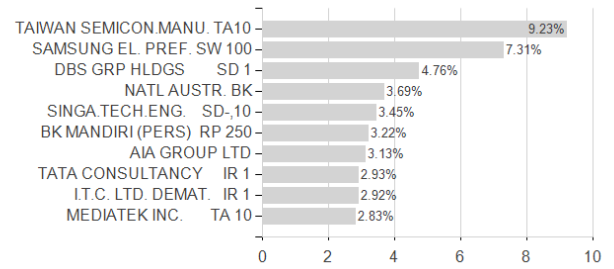
BNY Mellon Asian Income Fund Sterling Income / GB00B0MY6Z69 / A0NDX1 / BNY Mellon Fund M.

Assessment Structure

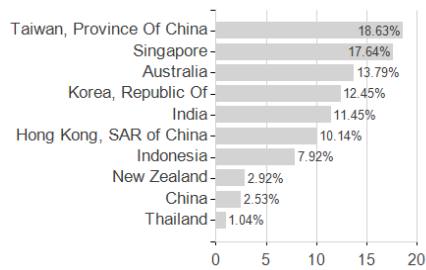
Assets



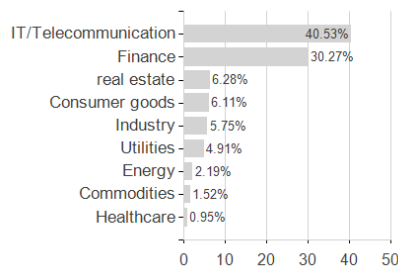
Largest positions



Countries



Branches



Currencies

