

Allianz Rohstofffonds - P - EUR / DE0009797498 / 979749 / Allianz Gl.Investors

Last 05/24/2024 ¹	Region	Branch	Type of yield	Type
703.38 EUR	Worldwide	Sector Commodities divers	paying dividend	Equity Fund



Risk key figures

SRI 1 2 3 4 5 6 7

Mountain-View Funds Rating² EDA³

73

Yearly Performance

2023	-2.76%
2022	+8.31%
2021	+21.39%
2020	+8.81%
2019	+15.80%

Master data		Conditions		Other figures	
Fund type	Fund of funds	Issue surcharge	0.00%	Minimum investment	EUR 3,000,000.00
Category	Equity	Planned administr. fee	0.00%	Savings plan	-
Sub category	Sector Commodities divers	Deposit fees	0.00%	UCITS / OGAW	Yes
Fund domicile	Germany	Redemption charge	0.00%	Performance fee	0.00%
Tranch volume	(01/03/2024) EUR 11.16 mill.	Ongoing charges	-	Redeployment fee	0.00%
Total volume	(02/28/2023) EUR 458.58 mill.	Dividends		Investment company	
Launch date	5/13/2011	04.03.2024	16.94 EUR	Allianz Gl.Investors Bockenheimer Landstraße 42-44, 60323, Frankfurt am Main Germany https://www.allianzgi.com	
KESr report funds	No	06.03.2023	27.31 EUR		
Business year start	01.01.	07.03.2022	19.77 EUR		
Sustainability type	-	01.03.2021	5.38 EUR		
Fund manager	-	02.03.2020	11.27 EUR		

Performance	1M	6M	YTD	1Y	2Y	3Y	5Y	Since start
Performance	+4.56%	+16.65%	+9.76%	+8.48%	+0.39%	+16.74%	+73.17%	-10.84%
Performance p.a.	-	-	-	+8.46%	+0.20%	+5.30%	+11.59%	-0.88%
Sharpe ratio	3.56	1.84	1.29	0.25	-0.17	0.07	0.31	-0.19
Volatility	19.14%	17.69%	17.86%	18.57%	21.34%	22.04%	24.91%	24.71%
Worst month	-	-5.81%	-5.81%	-5.81%	-15.35%	-15.35%	-18.84%	-18.84%
Best month	-	10.42%	10.42%	10.42%	14.33%	14.33%	26.50%	26.50%
Maximum loss	-3.52%	-9.77%	-9.57%	-15.17%	-23.52%	-31.09%	-42.92%	-

Distribution permission

Austria, Germany

¹ Important note on update status: The displayed date refers exclusively to the calculation of the NAV.

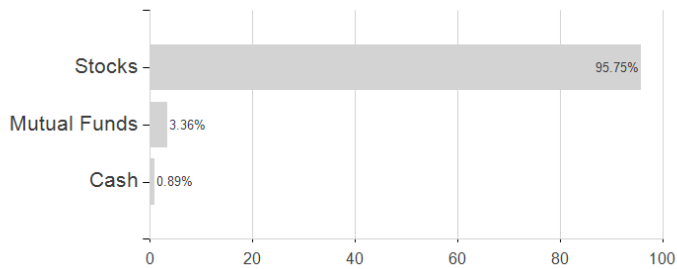
² The Mountain-View Data Fund Rating calculates a comparative ranking for funds using yield, volatility and trend data. For more information visit [MVD Funds Rating](#)

³ Displays the Ethical-Dynamical Ratio calculated according to standard criteria. The maximum value is 100. For more information visit [EDA](#)

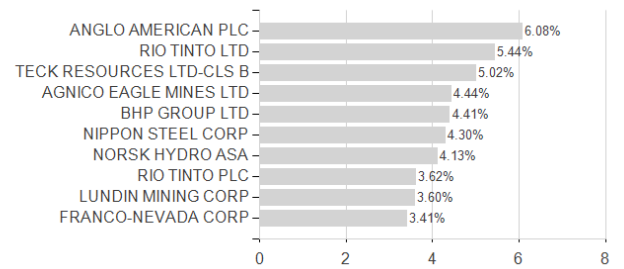
Allianz Rohstofffonds - P - EUR / DE0009797498 / 979749 / Allianz Gl.Investors

Assessment Structure

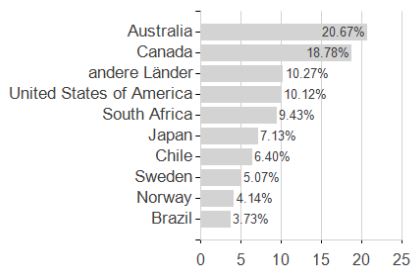
Assets



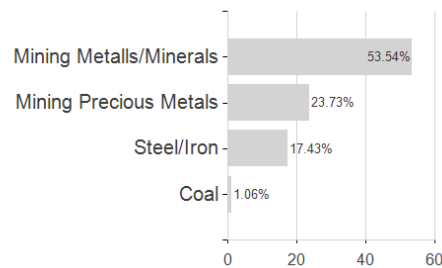
Largest positions



Countries



Branches



Currencies

