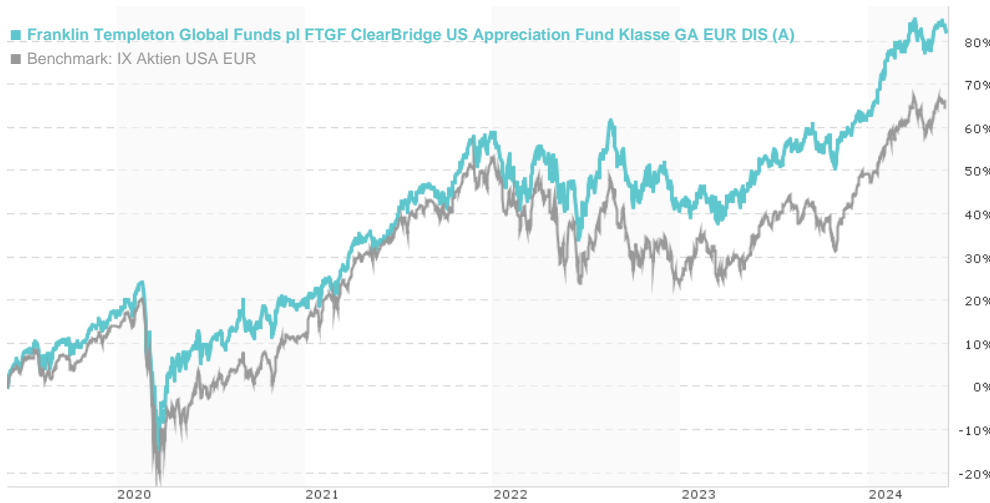


Franklin Templeton Global Funds pl FTGF ClearBridge US Appreciation Fund Klasse GA EUR DIS (A) /

Last 05/30/2024 ¹	Country	Branch	Type of yield	Type
509.41 EUR	United States of America	Mixed Sectors	paying dividend	Equity Fund

■ Franklin Templeton Global Funds pl FTGF ClearBridge US Appreciation Fund Klasse GA EUR DIS (A)
■ Benchmark: IX Aktien USA EUR



Risk key figures

SRI 1 2 3 4 5 6 7

Mountain-View Funds Rating²EDA³

▲ ▲ ▲ ▲ ▲ ▲

Yearly Performance

2023	+15.49%
2022	-10.56%
2021	+30.93%
2020	+3.67%
2019	+30.60%

Master data		Conditions		Other figures	
Fund type	Single fund	Issue surcharge	0.00%	Minimum investment	EUR 1,000.00
Category	Equity	Planned administr. fee	0.00%	Savings plan	-
Sub category	Mixed Sectors	Deposit fees	0.00%	UCITS / OGAW	Yes
Fund domicile	Ireland	Redemption charge	0.00%	Performance fee	0.00%
Tranch volume	(05/30/2024) USD 0.526 mill.	Ongoing charges	-	Redeployment fee	0.00%
Total volume	(05/30/2024) USD 202.63 mill.	Dividends		Investment company	
Launch date	6/10/2011	Franklin Templeton			
KESr report funds	No	Schottenring 16, 2.OG, 1010, Wien			
Business year start	29.02.	Austria			
Sustainability type	-	https://www.franklintempleton.at			
Fund manager	Scott Glasser, Michael Kagan, Stephen Rigo CFA				

Performance	1M	6M	YTD	1Y	2Y	3Y	5Y	Since start
Performance	+2.44%	+13.64%	+11.99%	+22.04%	+24.57%	+36.49%	+78.18%	+409.41%
Performance p.a.	-	-	-	+21.98%	+11.61%	+10.94%	+12.23%	+13.36%
Sharpe ratio	4.62	2.82	3.08	1.91	0.59	0.51	0.43	0.58
Volatility	6.54%	9.08%	9.16%	9.54%	13.23%	14.00%	19.49%	16.55%
Worst month	-	-3.61%	-3.61%	-3.61%	-7.32%	-7.32%	-11.17%	-11.17%
Best month	-	5.13%	5.13%	5.13%	10.15%	10.15%	11.62%	11.62%
Maximum loss	-1.40%	-4.14%	-4.14%	-6.60%	-14.88%	-15.82%	-31.16%	-

Distribution permission

Austria, Germany, Switzerland, United Kingdom

1 Important note on update status: The displayed date refers exclusively to the calculation of the NAV.

2 The Mountain-View Data Fund Rating calculates a comparative ranking for funds using yield, volatility and trend data. For more information visit [MVD Funds Rating](#)

3 Displays the Ethical-Dynamical Ratio calculated according to standard criteria. The maximum value is 100. For more information visit [EDA](#)

Franklin Templeton Global Funds pl FTGF ClearBridge US Appreciation Fund Klasse GA EUR DIS (A) /

Investment strategy

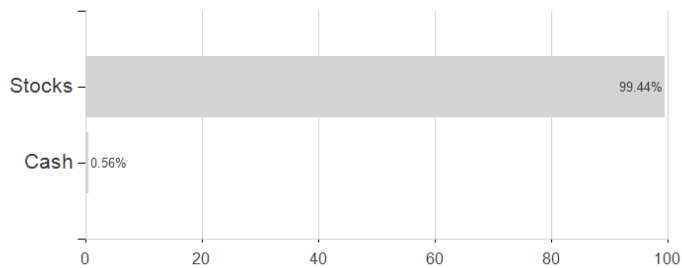
The fund will typically be invested in 80 to 110 companies that the portfolio managers believe are undervalued and/or have the potential for solid growth. The fund will mostly invest in shares of companies that are medium and large sized. The fund's portfolio managers will try to focus on companies that they believe are well-established companies and leaders in their industry.

Investment goal

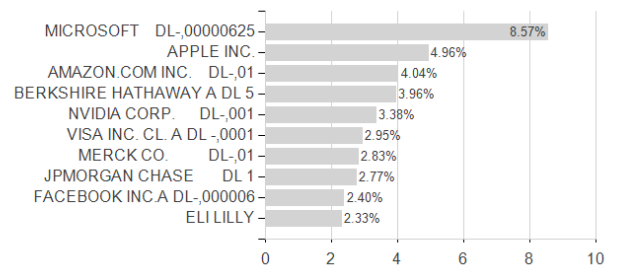
The fund's goal is to achieve growth of the fund's value in the long term. The fund will invest in shares of US companies.

Assessment Structure

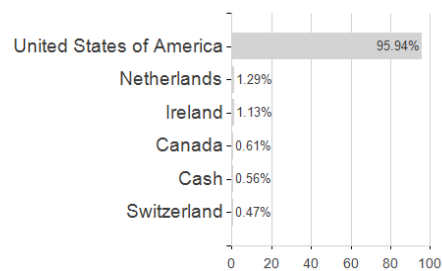
Assets



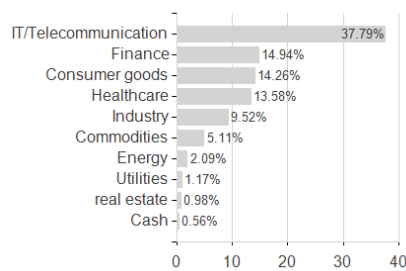
Largest positions



Countries



Branches



Currencies

