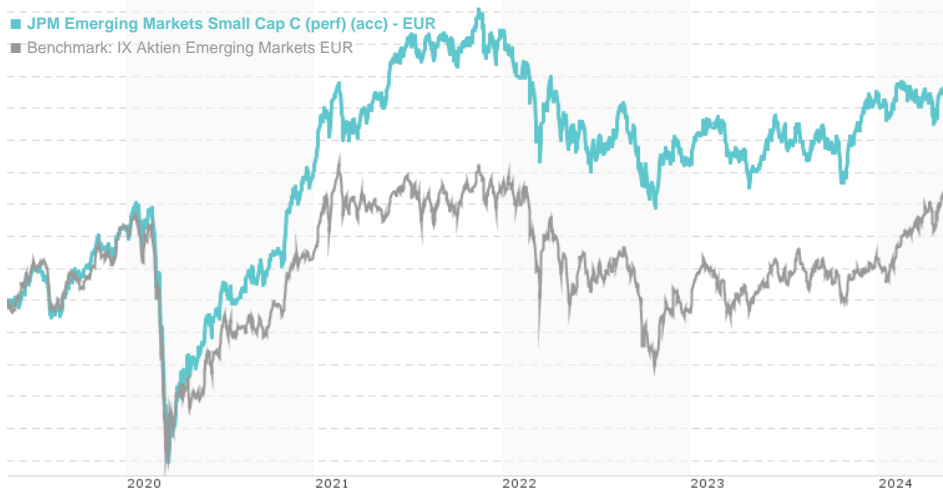


## JPM Emerging Markets Small Cap C (perf) (acc) - EUR / LU0474315818 / A0YGSD / JPMorgan AM (EU)

Last 05/14/2024 <sup>1</sup>	Region	Branch	Type of yield	Type
161.32 EUR	Emerging Markets	Mixed Sectors	reinvestment	Equity Fund

■ JPM Emerging Markets Small Cap C (perf) (acc) - EUR  
■ Benchmark: IX Aktien Emerging Markets EUR



## Risk key figures

SRI 1 2 3 4 5 6 7

Mountain-View Funds Rating<sup>2</sup>EDA<sup>3</sup> 75

## Yearly Performance

2023	+9.48%
2022	-14.35%
2021	+16.78%
2020	+9.22%
2019	+19.51%

Master data		Conditions		Other figures	
Fund type	Single fund	Issue surcharge	0.00%	Minimum investment	USD 10,000,000.00
Category	Equity	Planned administr. fee	0.00%	Savings plan	-
Sub category	Mixed Sectors	Deposit fees	0.00%	UCITS / OGAW	Yes
Fund domicile	Luxembourg	Redemption charge	0.00%	Performance fee	10.00%
Tranch volume	(05/14/2024) USD 111.51 mill.	Ongoing charges	-	Redeployment fee	0.00%
Total volume	(05/14/2024) USD 826.19 mill.	Dividends		Investment company	
Launch date	7/6/2011	JPMorgan AM (EU)			
KESr report funds	Yes	PO Box 275, 2012, Luxembourg			
Business year start	01.07.	Luxembourg			
Sustainability type	-	https://www.jpmorganassetmanagement.de			
Fund manager	Amit Mehta, Austin Forey				

Performance	1M	6M	YTD	1Y	2Y	3Y	5Y	Since start
Performance	+1.26%	+6.49%	-0.19%	+9.89%	+4.28%	+1.84%	+32.85%	+131.02%
Performance p.a.	-	-	-	+9.89%	+2.12%	+0.61%	+5.84%	+6.72%
Sharpe ratio	0.99	1.00	-0.43	0.59	-0.15	-0.27	0.13	0.20
Volatility	13.34%	9.66%	10.16%	10.27%	11.49%	12.06%	15.04%	14.34%
Worst month	-	-2.05%	-2.05%	-3.56%	-8.19%	-8.19%	-20.79%	-20.79%
Best month	-	8.00%	3.00%	8.00%	8.00%	8.00%	13.01%	13.01%
Maximum loss	-2.47%	-4.88%	-4.88%	-8.14%	-12.44%	-21.28%	-35.18%	-

## Distribution permission

Austria, Germany, Switzerland, United Kingdom

<sup>1</sup> Important note on update status: The displayed date refers exclusively to the calculation of the NAV.

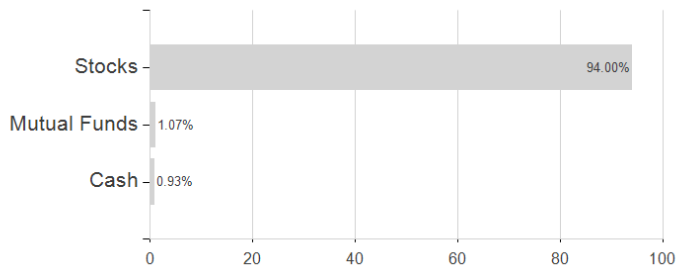
<sup>2</sup> The Mountain-View Data Fund Rating calculates a comparative ranking for funds using yield, volatility and trend data. For more information visit [MVD Funds Rating](#)

<sup>3</sup> Displays the Ethical-Dynamical Ratio calculated according to standard criteria. The maximum value is 100. For more information visit [EDA](#)

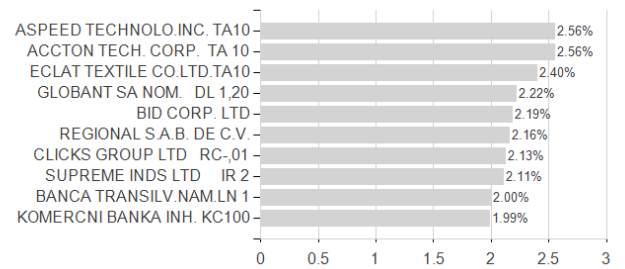
## JPM Emerging Markets Small Cap C (perf) (acc) - EUR / LU0474315818 / A0YGSD / JPMorgan AM (EU)

### Assessment Structure

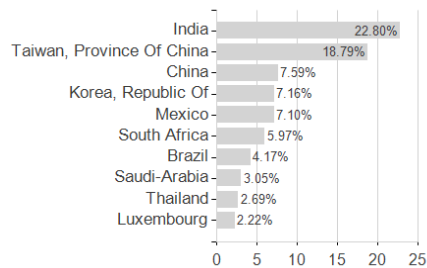
#### Assets



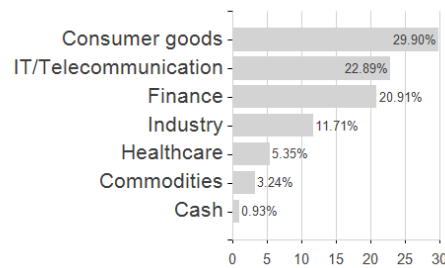
#### Largest positions



#### Countries



#### Branches



#### Currencies

