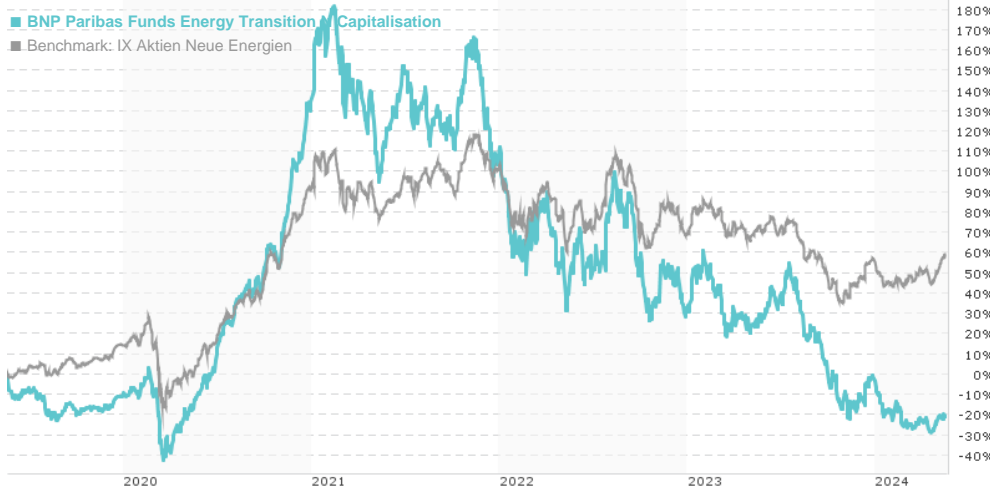


BNP Paribas Funds Energy Transition N Capitalisation / LU0823415012 / A1T8W5 / BNP PARIBAS AM (LU)

Last 05/16/2024 ¹	Region	Branch	Type of yield	Type
377.68 EUR	Worldwide	Sector Energy	reinvestment	Equity Fund

■ BNP Paribas Funds Energy Transition N Capitalisation
■ Benchmark: IX Aktien Neue Energien



Risk key figures

SRI 1 2 3 4 5 6 7

Mountain-View Funds Rating² EDA³

▲ ▲ ▲ ▲ ▲ ▲ 89

Yearly Performance

2023	-26.32%
2022	-36.09%
2021	-11.20%
2020	+162.58%
2019	+3.66%

Master data		Conditions		Other figures	
Fund type	Single fund	Issue surcharge	0.00%	Minimum investment	UNT 0
Category	Equity	Planned administr. fee	0.00%	Savings plan	-
Sub category	Sector Energy	Deposit fees	0.00%	UCITS / OGAW	Yes
Fund domicile	Luxembourg	Redemption charge	3.00%	Performance fee	0.00%
Tranch volume	(05/16/2024) EUR 39.71 mill.	Ongoing charges	-	Redeployment fee	0.00%
Total volume	(05/16/2024) EUR 957.00 mill.	Dividends		Investment company	
Launch date	5/15/2006	BNP PARIBAS AM (LU)			
KESr report funds	No	10, rue Edward Steichen, 2540, Luxembourg			
Business year start	01.01.	Luxembourg			
Sustainability type	New energies	https://www.bnpparibas-am.com			
Fund manager	Ulrik FUGMANN				

Performance	1M	6M	YTD	1Y	2Y	3Y	5Y	Since start
Performance	+9.89%	-5.78%	-19.08%	-35.91%	-43.20%	-60.34%	-20.84%	-25.71%
Performance p.a.	-	-	-	-35.84%	-24.61%	-26.53%	-4.56%	-1.64%
Sharpe ratio	9.00	-0.47	-1.63	-1.14	-0.74	-0.80	-0.23	-0.19
Volatility	23.48%	32.12%	29.05%	34.98%	38.25%	37.89%	36.20%	29.05%
Worst month	-	-16.99%	-16.99%	-20.33%	-20.33%	-20.33%	-26.73%	-26.73%
Best month	-	12.47%	12.47%	12.47%	19.77%	19.77%	32.58%	32.58%
Maximum loss	-2.33%	-28.00%	-26.17%	-53.70%	-64.20%	-73.10%	-74.53%	-

Distribution permission

Austria, Germany, Switzerland, United Kingdom

¹ Important note on update status: The displayed date refers exclusively to the calculation of the NAV.

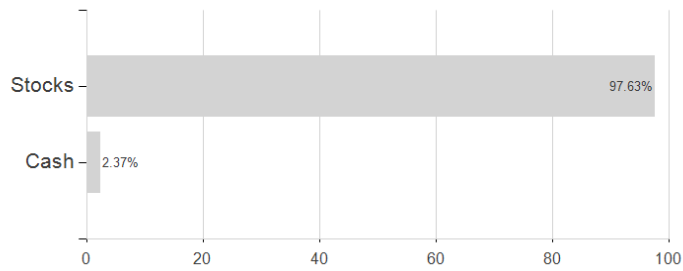
² The Mountain-View Data Fund Rating calculates a comparative ranking for funds using yield, volatility and trend data. For more information visit [MVD Funds Rating](#)

³ Displays the Ethical-Dynamical Ratio calculated according to standard criteria. The maximum value is 100. For more information visit [EDA](#)

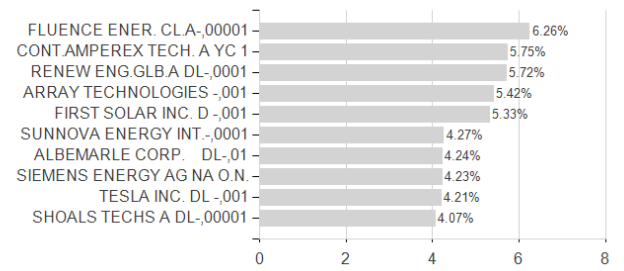
BNP Paribas Funds Energy Transition N Capitalisation / LU0823415012 / A1T8W5 / BNP PARIBAS AM (LU)

Assessment Structure

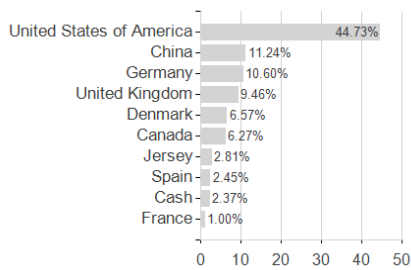
Assets



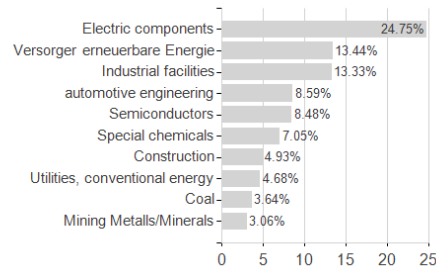
Largest positions



Countries



Branches



Currencies

