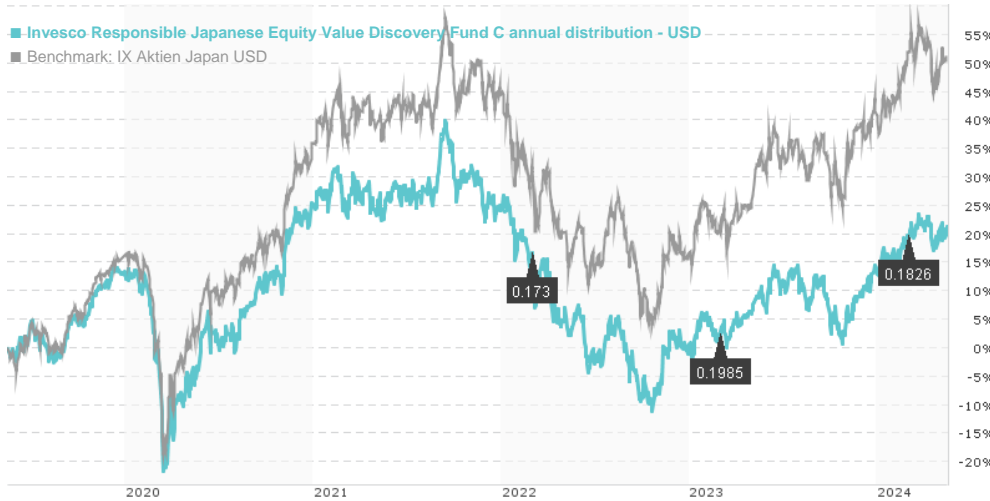


Invesco Responsible Japanese Equity Value Discovery Fund C annual distribution - USD / LU0607515797 / A1JDZD /

Last 05/17/2024 ¹	Country	Branch	Type of yield	Type
18.42 USD	Japan	Mixed Sectors	paying dividend	Equity Fund



Risk key figures

SRI 1 2 3 4 5 6 7

Mountain-View Funds Rating² EDA³

71

Yearly Performance

2023	+14.00%
2022	-19.11%
2021	-0.84%
2020	+10.43%
2019	+21.09%

Master data		Conditions		Other figures	
Fund type	Single fund	Issue surcharge	5.00%	Minimum investment	USD 1,000,000.00
Category	Equity	Planned administr. fee	0.00%	Savings plan	-
Sub category	Mixed Sectors	Deposit fees	0.01%	UCITS / OGAW	Yes
Fund domicile	Luxembourg	Redemption charge	0.00%	Performance fee	0.00%
Tranch volume	(05/17/2024) JPY 2.87 mill.	Ongoing charges	-	Redeployment fee	0.00%
Total volume	(05/17/2024) JPY 19,119.75 mill.	Dividends		Investment company	
Launch date	9/30/2011	01.03.2024	0.18 USD	Invesco Management An der Welle 5, 60322, Frankfurt am Main Germany https://www.de.invesco.com	
KESt report funds	Yes	01.03.2023	0.20 USD		
Business year start	29.02.	01.03.2022	0.17 USD		
Sustainability type	Ethics/ecology	01.03.2021	0.15 USD		
Fund manager	Daiji Ozawa , Fumichika Tanemoto	02.03.2020	0.16 USD		

Performance	1M	6M	YTD	1Y	2Y	3Y	5Y	Since start
Performance	+1.77%	+10.67%	+5.04%	+10.47%	+17.07%	-1.94%	+20.45%	+102.30%
Performance p.a.	-	-	-	+10.44%	+8.19%	-0.65%	+3.79%	+5.74%
Sharpe ratio	1.25	1.43	0.78	0.46	0.26	-0.27	0.00	0.11
Volatility	15.95%	13.15%	13.13%	14.62%	16.79%	16.85%	18.15%	17.21%
Worst month	-	-1.18%	-1.18%	-3.73%	-9.54%	-9.54%	-11.04%	-11.04%
Best month	-	6.20%	4.48%	6.20%	9.66%	9.66%	11.70%	11.70%
Maximum loss	-2.52%	-5.18%	-5.18%	-12.02%	-17.40%	-36.52%	-36.52%	-

Distribution permission

Austria, Germany, Switzerland

¹ Important note on update status: The displayed date refers exclusively to the calculation of the NAV.

² The Mountain-View Data Fund Rating calculates a comparative ranking for funds using yield, volatility and trend data. For more information visit [MVD Funds Rating](#)

³ Displays the Ethical-Dynamical Ratio calculated according to standard criteria. The maximum value is 100. For more information visit [EDA](#)

Invesco Responsible Japanese Equity Value Discovery Fund C annual distribution - USD / LU0607515797 / A1JDZD /

Investment strategy

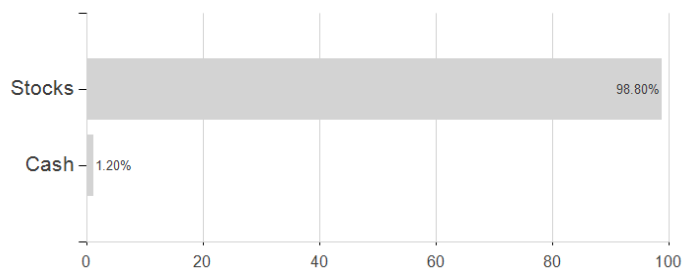
Positive screening to identify the top portion (currently 70%) of issuers based on the investment manager's proprietary rating which uses internal and third party data, and which in the view of the investment manager meet sufficient practice and standards in terms of ESG and sustainable development for inclusion in the Fund's universe. Screening will also be employed to exclude issuers that do not meet the Fund's criteria, including but not limited to the level of involvement in certain activities such as coal, fossil fuels, tobacco, adult entertainment, gambling and weapons. The exclusion criteria may be updated from time to time.

Investment goal

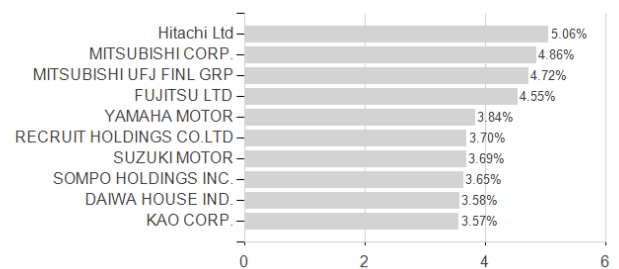
The objective of the Fund is to achieve long-term capital growth. The Fund intends to invest primarily in shares of Japanese companies, which meet the Fund's environmental, social and governance (ESG) criteria. The Fund will invest in companies that, in the opinion of the investment manager, are attractively valued and demonstrate sustainable growth.

Assessment Structure

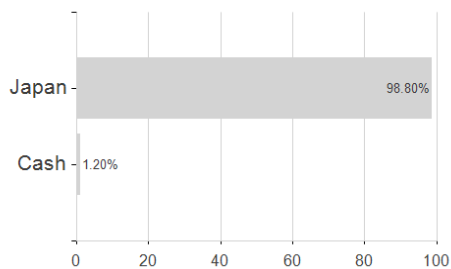
Assets



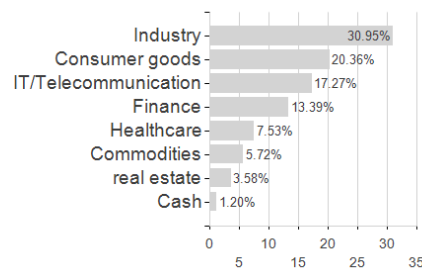
Largest positions



Countries



Branches



Currencies

