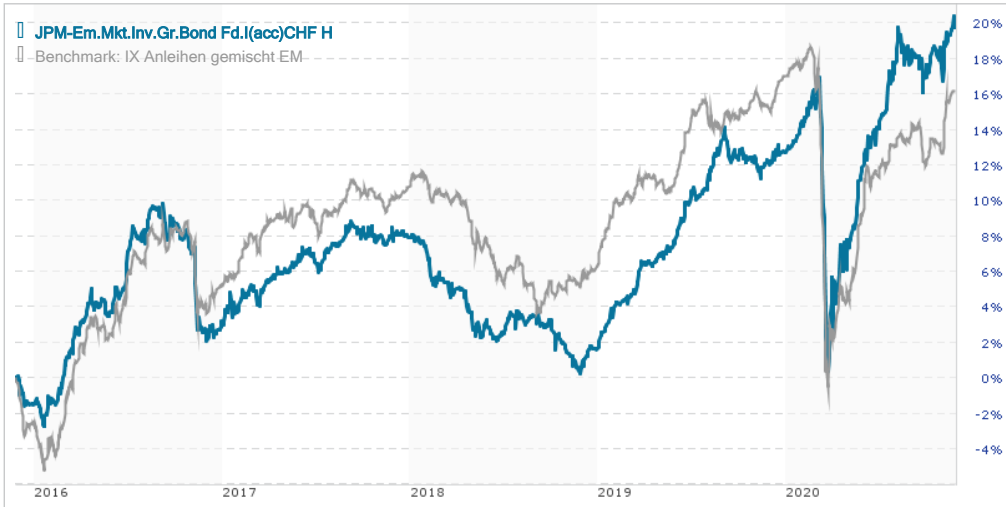


JPM-Em.Mkt.Inv.Gr.Bond Fd.I(acc)CHF H / LU0693330283 / A1JMJS / JPMorgan AM (EU)

Last 11/24/2020 ¹ 120.70 CHF	Region Emerging Markets	Branch Bonds: Mixed	Type of yield reinvestment	Type Fixed-Income Fund
---	----------------------------	------------------------	-------------------------------	---------------------------



Risk key figures	
SRRI	1 2 3 4 5 6 7
FER fund risk	3.64
Mountain-View Funds Rating	EDA ²
	81
Yearly Performance	
2019	+10.89%
2018	-5.82%
2017	+4.58%
2016	+4.83%
2015	-3.59%

Master data		Conditions		Other figures	
Fund type	Single fund	Issue surcharge	0.00%	Minimum investment	10,000,000.00
Category	Bonds	Planned administr. fee	0.00%	Savings plan	-
Sub category	Bonds: Mixed	Deposit fees	0.00%	UCITS / OGAW	Yes
Fund domicile	Luxembourg	Redemption charge	0.00%	Performance fee	0.00%
Tranch volume	(11/24/2020) USD 41,48 Mio.	Ongoing charges	(08/19/2020) 0.57%	Redeployment fee	0.00%
Total volume	(11/24/2020) USD 910,23 Mio.	Dividends		Investment company	
Launch date	11/11/2011			JPMorgan AM (EU)	
KEST report funds	No			PO Box 275, 2012, Luxembourg	
Business year start	01.07.			Luxembourg	
Sustainability type	-			https://www.jpmanassetmanagement.de	
Fund manager	Pierre-Yves Bateau, S. McKee, E. Babayev				

Performance	1M	6M	YTD	1Y	2Y	3Y	5Y	Since start
Performance	+1.53%	+7.69%	+6.23%	+6.78%	+19.27%	+10.93%	+19.74%	+33.62%
Performance p.a.	-	-	-	+6.78%	+9.22%	+3.51%	+3.67%	+3.26%
Sharpe ratio	3.23	2.89	0.78	0.80	1.45	0.69	0.82	0.80
Volatility	6.69%	5.70%	9.56%	9.13%	6.72%	5.82%	5.09%	4.76%
Worst month	-	-0.64%	-8.18%	-8.18%	-8.18%	-8.18%	-8.18%	-8.18%
Best month	-	4.43%	4.43%	4.43%	4.43%	4.43%	4.43%	4.43%
Maximum loss	-1.61%	-3.05%	-14.16%	-14.16%	-14.16%	-14.16%	-14.16%	-
Outperformance	-	-	9.45%	+10.53%	+16.20%	+14.45%	+5.28%	-

Distribution permission
Austria, Germany, Switzerland, Netherlands, France, United Kingdom, Belgium, Denmark, Ireland, Italy, Norway, Portugal, Spain, Luxembourg, Sweden, Finland, Poland, Hungary, Chile

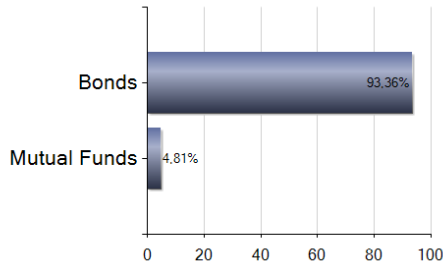
¹ Important note on update status: The displayed date refers exclusively to the calculation of the NAV.

² Displays the Ethical-Dynamical Ratio calculated according to standard criteria. The maximum value is 100. For more information visit <http://www.mountain-view.com/MVD-Fonds-Rating.pdf>

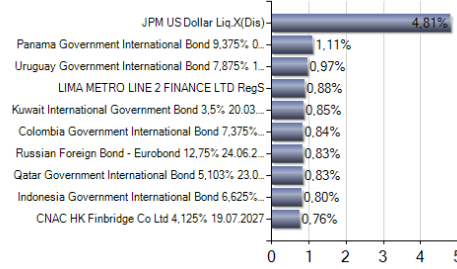
JPM-Em.Mkt.Inv.Gr.Bond Fd.I(acc)CHF H / LU0693330283 / A1JMJS / JPMorgan AM (EU)

Assessment Structure

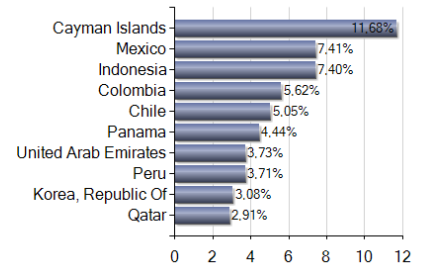
Assets



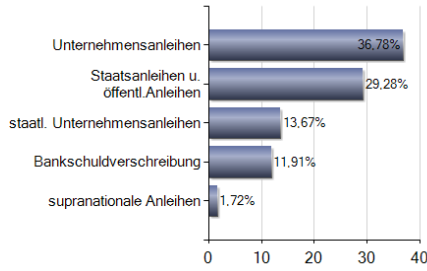
Largest positions



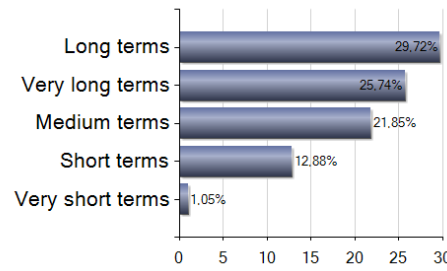
Countries



Issuer



Duration



Currencies

