

JPM GLOBAL DIVIDEND C (DIV) - EUR / LU0714180063 / A1JQFF / JPMorgan AM (EU)

Last 05/29/2024 ¹	Region	Branch	Type of yield	Type
116.15 EUR	Worldwide	Mixed Sectors	paying dividend	Equity Fund

■ JPM GLOBAL DIVIDEND C (DIV) - EUR
■ Benchmark: IX Aktien Welt EUR



Risk key figures

SRI 1 2 3 4 5 6 7

Mountain-View Funds Rating² EDA³

59

Yearly Performance

2023	+11.59%
2018	-25.44%
2017	+5.95%
2016	+8.22%
2015	+12.21%

Master data		Conditions		Other figures	
Fund type	Single fund	Issue surcharge	0.00%	Minimum investment	USD 10,000,000.00
Category	Equity	Planned administr. fee	0.00%	Savings plan	-
Sub category	Mixed Sectors	Deposit fees	0.00%	UCITS / OGAW	Yes
Fund domicile	Luxembourg	Redemption charge	0.00%	Performance fee	0.00%
Tranch volume	(05/29/2024) USD 23.17 mill.	Ongoing charges	-	Redeployment fee	0.00%
Total volume	(05/29/2024) USD 4,597.52 mill.	Dividends		Investment company	
Launch date	12/1/2011	08.05.2024	0.80 EUR	JPMorgan AM (EU) PO Box 275, 2012, Luxembourg Luxembourg https://www.jpmorganassetmanagement.de	
KESt report funds	Yes	08.02.2024	0.82 EUR		
Business year start	01.01.	08.11.2023	0.78 EUR		
Sustainability type	-	08.08.2023	0.80 EUR		
Fund manager	Helge Skibeli, Sam Witherow, Michael Rossi	11.05.2023	0.78 EUR		

Performance	1M	6M	YTD	1Y	2Y	3Y	5Y	Since start
Performance	+1.81%	+14.05%	+8.82%	+15.15%	-	-	-	+106.18%
Performance p.a.	-	-	-	+15.20%	-	-	-	+5.96%
Sharpe ratio	3.14	3.51	2.53	1.39	-	-	-	0.19
Volatility	6.87%	7.57%	7.74%	8.20%	6.45%	6.45%	6.45%	11.34%
Worst month	-	-1.54%	-1.54%	-3.21%	-4.13%	0.00%	0.00%	-18.31%
Best month	-	4.23%	3.86%	4.23%	4.23%	0.00%	0.00%	7.73%
Maximum loss	-1.10%	-2.65%	-2.65%	-6.19%	-11.46%	-11.46%	-11.46%	-

Distribution permission

Austria, Germany, Switzerland, United Kingdom, Luxembourg

¹ Important note on update status: The displayed date refers exclusively to the calculation of the NAV.

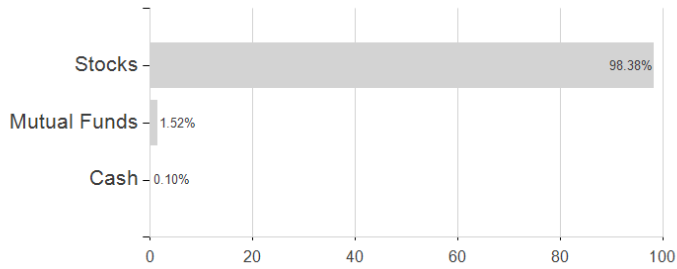
² The Mountain-View Data Fund Rating calculates a comparative ranking for funds using yield, volatility and trend data. For more information visit [MVD Funds Rating](#)

³ Displays the Ethical-Dynamical Ratio calculated according to standard criteria. The maximum value is 100. For more information visit [EDA](#)

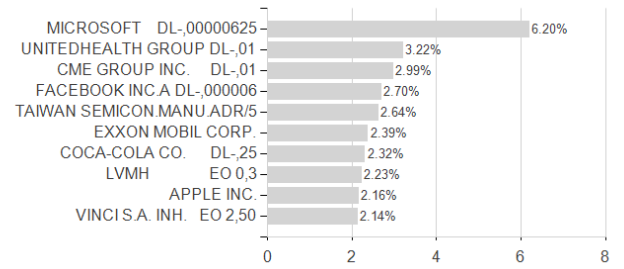
JPM GLOBAL DIVIDEND C (DIV) - EUR / LU0714180063 / A1JQFF / JPMorgan AM (EU)

Assessment Structure

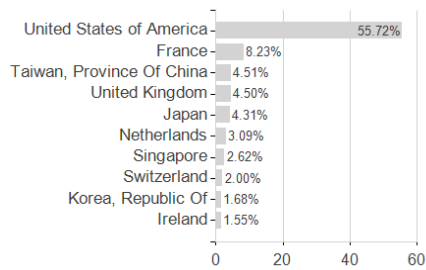
Assets



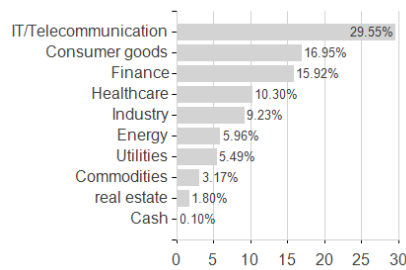
Largest positions



Countries



Branches



Currencies

