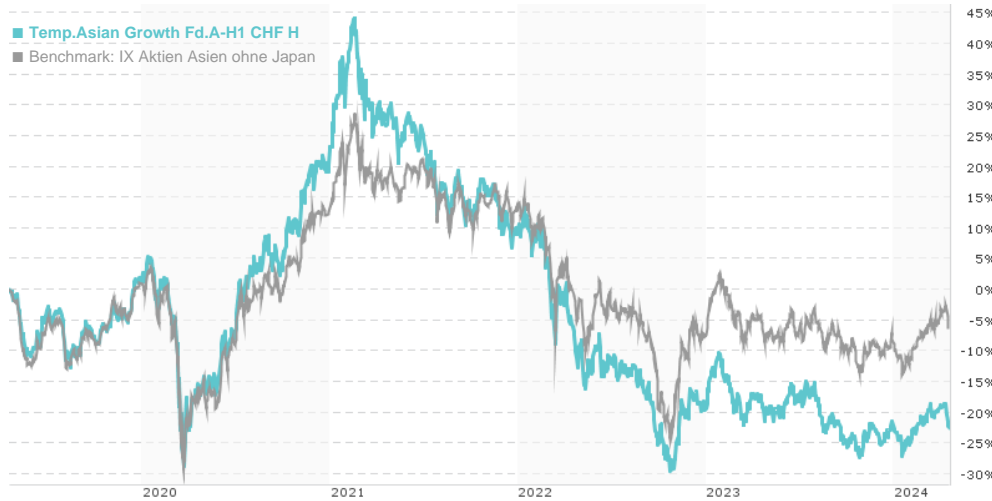


Temp.Asian Growth Fd.A-H1 CHF H / LU0486624470 / A0YCNC / Franklin Templeton

| Last 04/17/2024 ¹ | Region | Branch | Type of yield | Type |
|------------------------------|--------------------|---------------|---------------|-------------|
| 9.26 CHF | Asia (excl. Japan) | Mixed Sectors | reinvestment | Equity Fund |



Risk key figures

SRI 1 2 3 4 5 6 7

Mountain-View Funds Rating² EDA³

78

Yearly Performance

| | |
|------|---------|
| 2023 | -2.29% |
| 2022 | -26.70% |
| 2021 | -10.88% |
| 2020 | +21.67% |
| 2019 | +17.84% |

| Master data | | Conditions | | Other figures | |
|---------------------|---------------------------------|-----------------------------------|-------|--------------------|--------------|
| Fund type | Single fund | Issue surcharge | 5.75% | Minimum investment | USD 1,000.00 |
| Category | Equity | Planned administr. fee | 0.00% | Savings plan | - |
| Sub category | Mixed Sectors | Deposit fees | 0.14% | UCITS / OGAW | Yes |
| Fund domicile | Luxembourg | Redemption charge | 0.00% | Performance fee | 0.00% |
| Tranch volume | (02/29/2024) USD 4.06 mill. | Ongoing charges | - | Redeployment fee | 0.00% |
| Total volume | (02/29/2024) USD 1,758.44 mill. | Dividends | | Investment company | |
| Launch date | 2/26/2010 | Franklin Templeton | | | |
| KESr report funds | Yes | Schottenring 16, 2.OG, 1010, Wien | | | |
| Business year start | 01.07. | Austria | | | |
| Sustainability type | - | https://www.franklintempleton.at | | | |
| Fund manager | Sukumar Rajah, Eric Mok | | | | |

| Performance | 1M | 6M | YTD | 1Y | 2Y | 3Y | 5Y | Since start |
|------------------|--------|--------|--------|---------|---------|---------|---------|-------------|
| Performance | -2.53% | +1.87% | -1.38% | -6.28% | -17.40% | -39.04% | -22.58% | -7.40% |
| Performance p.a. | - | - | - | -6.26% | -9.11% | -15.22% | -4.98% | -0.54% |
| Sharpe ratio | -2.75 | -0.01 | -0.63 | -0.69 | -0.72 | -1.02 | -0.43 | -0.25 |
| Volatility | 11.16% | 13.97% | 13.69% | 14.65% | 18.17% | 18.77% | 20.54% | 17.61% |
| Worst month | - | -5.01% | -5.01% | -7.79% | -12.38% | -12.38% | -15.51% | -15.74% |
| Best month | - | 4.82% | 4.60% | 4.82% | 18.44% | 18.44% | 18.44% | 18.44% |
| Maximum loss | -4.83% | -7.35% | -5.84% | -14.58% | -25.07% | -46.02% | -51.19% | - |

Distribution permission

Austria, Germany, Switzerland, United Kingdom

¹ Important note on update status: The displayed date refers exclusively to the calculation of the NAV.

² The Mountain-View Data Fund Rating calculates a comparative ranking for funds using yield, volatility and trend data. For more information visit [MVD Funds Rating](#)

DISCLAIMER: The information on this page are for informational purposes only and should neither an offer to sell nor a solicitation for the purchase of the security or recommendation in favor of the security to be understood. baha GmbH assumes no liability despite thorough searches for the accuracy of the data.

Funds data from: www.mountain-view.com. Fact Sheet created by: www.baha.com

Created: 04/18/2024

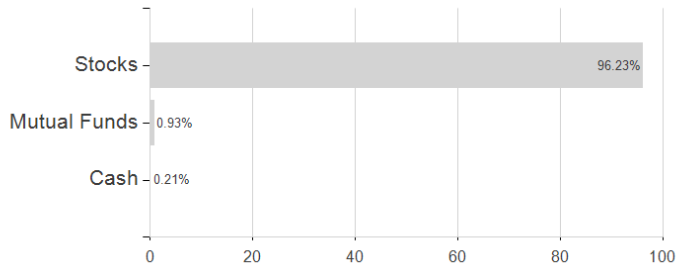
Temp.Asian Growth Fd.A-H1 CHF H / LU0486624470 / A0YCNC / Franklin Templeton

Investment goal

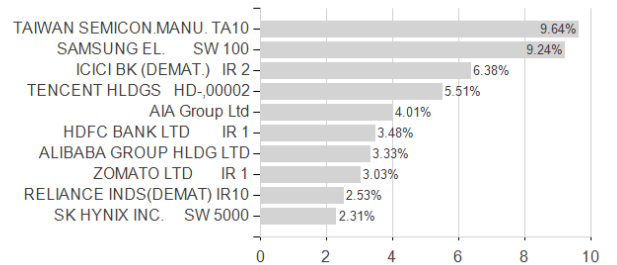
The Fund aims to achieve long-term capital appreciation by investing primarily in equity securities listed in Asia (excluding Australia, New Zealand and Japan).

Assessment Structure

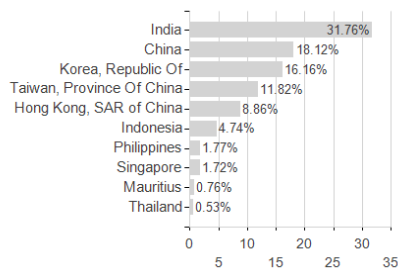
Assets



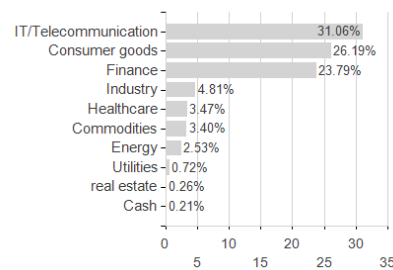
Largest positions



Countries



Branches



Currencies

