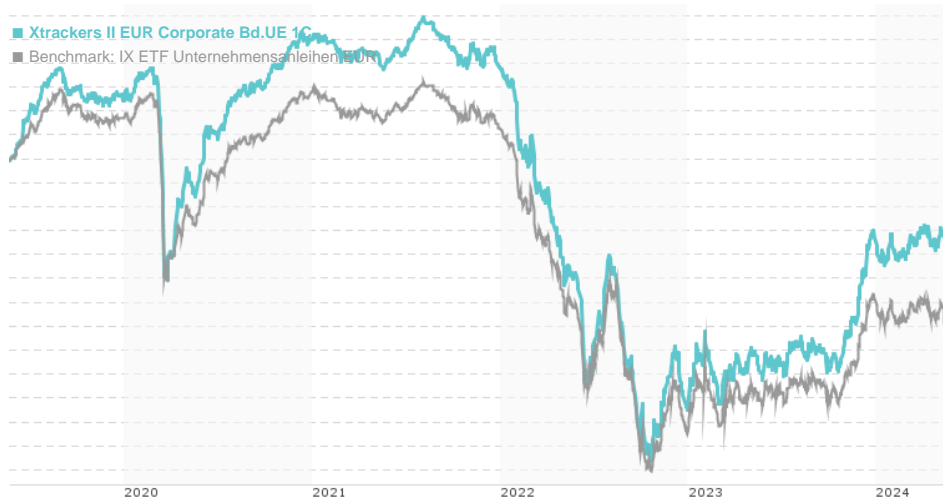


**Xtrackers II EUR Corporate Bd.UE 1C / LU0478205379 / DBX0EY / DWS Investment SA**

Last 05/21/2024 <sup>1</sup>	Region	Branch	Type of yield	Type
<b>150.91 EUR</b>	Worldwide	ETF Bonds	reinvestment	Alternative Investm.



**Risk key figures**

SRI 1 2 3 4 5 6 7

Mountain-View Funds Rating<sup>2</sup> EDA<sup>3</sup>

71

**Yearly Performance**

2023	+8.03%
2022	-13.78%
2021	-1.10%
2020	+2.47%
2019	+6.12%

Master data		Conditions		Other figures	
Fund type	Single fund	Issue surcharge	0.00%	Minimum investment	UNT 1
Category	Bonds	Planned administr. fee	0.00%	Savings plan	Yes
Sub category	ETF Bonds	Deposit fees	0.00%	UCITS / OGAW	Yes
Fund domicile	Luxembourg	Redemption charge	0.00%	Performance fee	0.00%
Tranch volume	(05/21/2024) EUR 3,401.76 mill.	Ongoing charges	-	Redeployment fee	0.00%
Total volume	(03/29/2024) EUR 3,541.83 mill.	Dividends		Investment company	
Launch date	2/23/2010	DWS Investment SA			
KESt report funds	Yes	Mainzer Landstraße 11-17, 60329, Frankfurt am Main			
Business year start	01.01.	Germany			
Sustainability type	-	<a href="https://www.dws.de">https://www.dws.de</a>			
Fund manager	-				

Performance	1M	6M	YTD	1Y	2Y	3Y	5Y	Since start
Performance	+0.36%	+3.82%	+0.24%	+6.43%	+2.10%	-6.62%	-3.09%	+27.82%
Performance p.a.	-	-	-	+6.43%	+1.04%	-2.26%	-0.62%	+1.74%
Sharpe ratio	0.23	1.15	-0.96	0.71	-0.55	-1.35	-1.10	-0.70
Volatility	3.38%	3.52%	3.33%	3.68%	5.02%	4.51%	4.04%	2.98%
Worst month	-	-0.89%	-0.89%	-0.89%	-4.25%	-4.25%	-6.89%	-6.89%
Best month	-	2.72%	2.72%	2.72%	4.68%	4.68%	4.68%	4.68%
Maximum loss	-0.50%	-1.51%	-1.14%	-1.64%	-8.94%	-17.48%	-17.48%	-

**Distribution permission**

Austria, Germany, Switzerland, United Kingdom

<sup>1</sup> Important note on update status: The displayed date refers exclusively to the calculation of the NAV.

DISCLAIMER: The information on this page are for informational purposes only and should neither an offer to sell nor a solicitation for the purchase of the security or recommendation in favor of the security to be understood. baha GmbH assumes no liability despite thorough searches for the accuracy of the data.  
Funds data from: [www.mountain-view.com](http://www.mountain-view.com). Fact Sheet created by: [www.baha.com](http://www.baha.com)

## Xtrackers II EUR Corporate Bd.UE 1C / LU0478205379 / DBX0EY / DWS Investment SA

2 The Mountain-View Data Fund Rating calculates a comparative ranking for funds using yield, volatility and trend data. For more information visit [MVD Funds Rating](#)

### Investment strategy

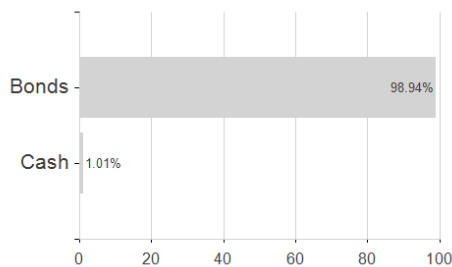
The index is administered by Bloomberg Index Services Limited. The index is calculated on a total return basis which means that amounts equivalent to interest payments are reinvested in the index. To achieve the aim, the fund will attempt to replicate the index, before fees and expenses, by buying a portfolio of securities that may comprise the constituents of the index or other unrelated investments as determined by DWS entities. The fund may employ techniques and instruments in order to manage risk, reduce costs and improve results. These techniques and instruments may include the use of derivatives. The fund may also engage in secured lending of its investments to certain eligible third parties to generate additional income to offset the costs of the fund.

### Investment goal


The fund is passively managed. The aim is for your investment to reflect the performance of the Bloomberg Euro Corporate Bond Index (index). The index aims to reflect the performance of certain types of tradable debt (bonds) issued by companies which are denominated in Euro. The composition of bonds on the index is rebalanced monthly.

### Assessment Structure

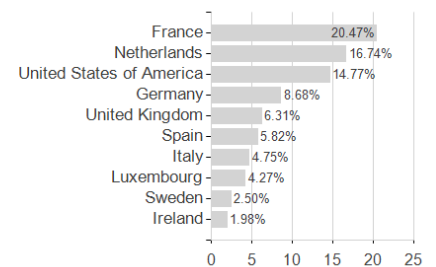
#### Assets



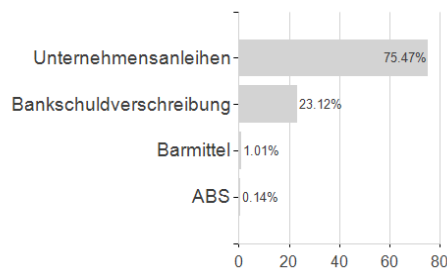
#### Largest positions



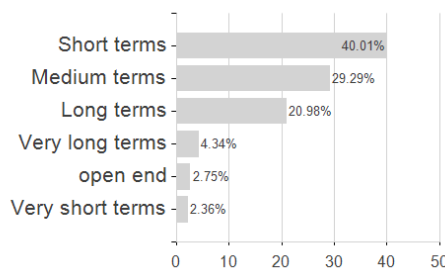
#### Countries



#### Issuer



#### Duration



#### Currencies

