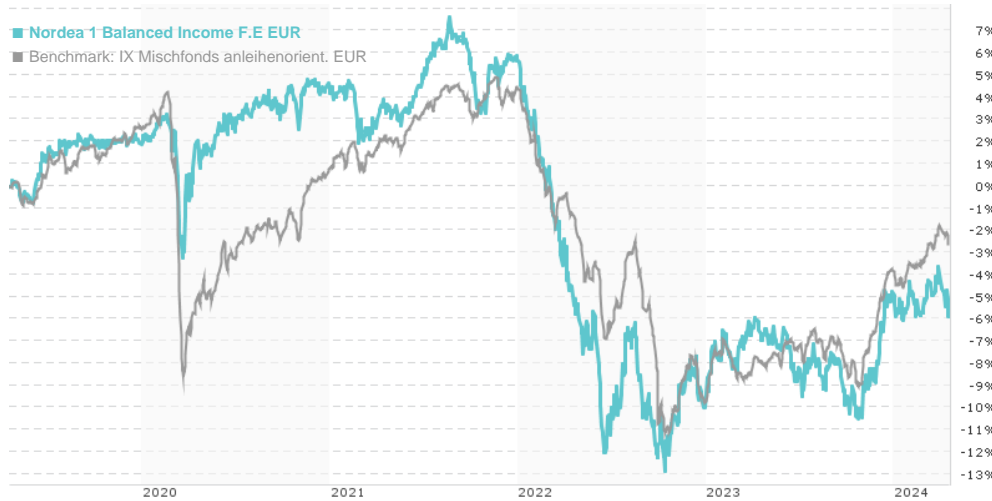


## Nordea 1 Balanced Income F.E EUR / LU0637308312 / A1JYYT / Nordea Inv. Funds

Last 04/18/2024 <sup>1</sup>	Region	Branch	Type of yield	Type
97.52 EUR	Worldwide	Mixed Fund/Focus Bonds	reinvestment	Mixed Fund



## Risk key figures

SRI 1 2 3 4 5 6 7

Mountain-View Funds Rating<sup>2</sup>EDA<sup>3</sup> 76

## Yearly Performance

2023	+5.78%
2022	-14.78%
2021	+1.36%
2020	+2.29%
2019	+6.66%

Master data		Conditions		Other figures	
Fund type	Single fund	Issue surcharge	0.00%	Minimum investment	UNT 0
Category	Mixed Fund	Planned administr. fee	0.00%	Savings plan	-
Sub category	Mixed Fund/Focus Bonds	Deposit fees	0.00%	UCITS / OGAW	Yes
Fund domicile	Luxembourg	Redemption charge	0.00%	Performance fee	0.00%
Tranch volume	(04/18/2024) EUR 6.01 mill.	Ongoing charges	-	Redeployment fee	0.00%
Total volume	(04/18/2024) EUR 426.24 mill.	Dividends		Investment company	
Launch date	2/22/2012	Nordea Inv. Funds			
KES <sup>t</sup> report funds	No	562, Rue de Neudorf, 2017, Luxembourg			
Business year start	01.01.	Luxembourg			
Sustainability type	-	<a href="https://www.nordea.lu">https://www.nordea.lu</a>			
Fund manager	Karsten Bierre, Caroline Henneberg & Søren Brogaard Lølle				

Performance	1M	6M	YTD	1Y	2Y	3Y	5Y	Since start
Performance	-1.03%	+4.49%	-1.16%	+0.84%	-0.55%	-9.19%	-5.87%	-5.67%
Performance p.a.	-	-	-	+0.83%	-0.27%	-3.16%	-1.20%	-0.72%
Sharpe ratio	-2.66	0.90	-1.55	-0.55	-0.61	-1.15	-0.94	-1.03
Volatility	5.78%	5.89%	5.03%	5.54%	6.83%	6.14%	5.41%	4.48%
Worst month	-	-2.35%	-2.35%	-2.35%	-4.97%	-4.97%	-4.97%	-4.97%
Best month	-	3.47%	3.47%	3.47%	5.09%	5.09%	5.09%	5.09%
Maximum loss	-2.35%	-2.35%	-2.35%	-4.46%	-8.20%	-19.04%	-19.04%	-

## Distribution permission

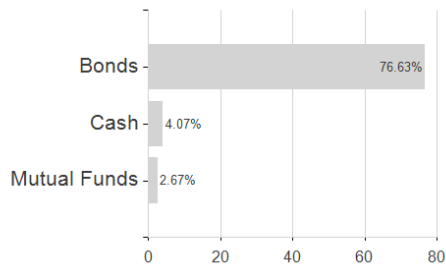
Austria, Germany, Switzerland, United Kingdom

<sup>1</sup> Important note on update status: The displayed date refers exclusively to the calculation of the NAV.<sup>2</sup> The Mountain-View Data Fund Rating calculates a comparative ranking for funds using yield, volatility and trend data. For more information visit [MVD Funds Rating](#)<sup>3</sup> Displays the Ethical-Dynamical Ratio calculated according to standard criteria. The maximum value is 100. For more information visit [EDA](#)

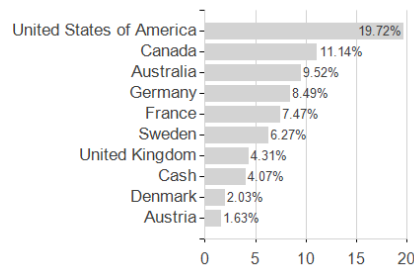
## Nordea 1 Balanced Income F.E EUR / LU0637308312 / A1JYYT / Nordea Inv. Funds

### Assessment Structure

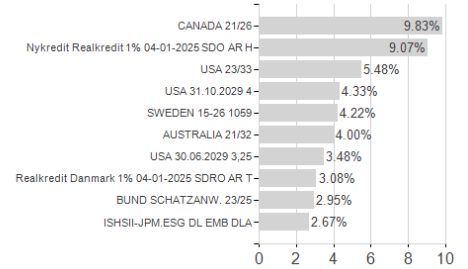
#### Assets



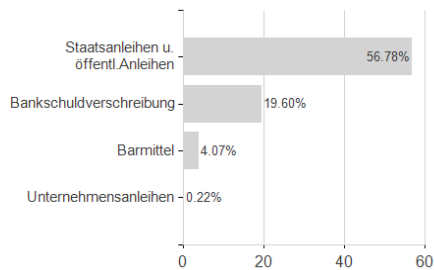
#### Countries



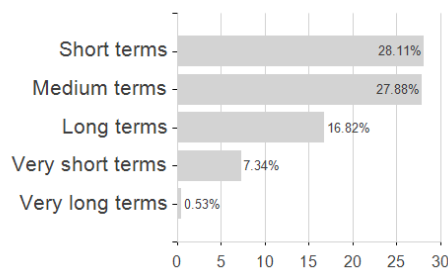
#### Largest positions



#### Issuer



#### Duration



#### Currencies

