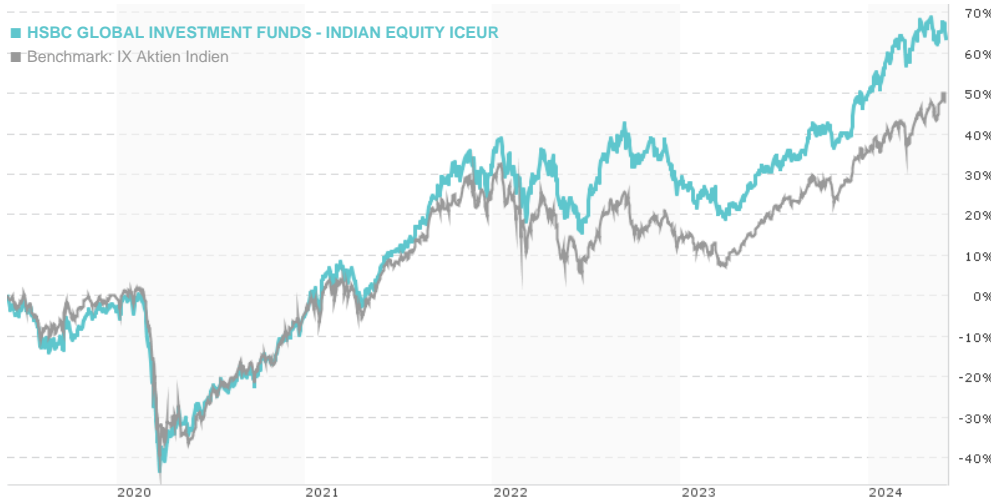


HSBC GLOBAL INVESTMENT FUNDS - INDIAN EQUITY ICEUR / LU0551366700 / A1JANH / HSBC Inv. Funds (LU)

| Last 05/30/2024 ¹ | Country | Branch | Type of yield | Type |
|------------------------------|---------|---------------|---------------|-------------|
| 21.39 EUR | India | Mixed Sectors | reinvestment | Equity Fund |

■ HSBC GLOBAL INVESTMENT FUNDS - INDIAN EQUITY ICEUR

■ Benchmark: IX Aktien Indien



Risk key figures

SRI 1 2 3 4 5 6 7

Mountain-View Funds Rating²EDA³

53

Yearly Performance

| | |
|------|---------|
| 2023 | +17.19% |
| 2022 | -4.09% |
| 2021 | +39.03% |
| 2020 | -0.53% |
| 2019 | +9.14% |

| Master data | | Conditions | | Other figures | |
|---------------------|---------------------------------|--|-------|--------------------|------------------|
| Fund type | Single fund | Issue surcharge | 5.00% | Minimum investment | USD 1,000,000.00 |
| Category | Equity | Planned administr. fee | 0.00% | Savings plan | - |
| Sub category | Mixed Sectors | Deposit fees | 0.00% | UCITS / OGAW | Yes |
| Fund domicile | Luxembourg | Redemption charge | 0.00% | Performance fee | 0.00% |
| Tranch volume | (05/30/2024) USD 3.00 mill. | Ongoing charges | - | Redeployment fee | 0.00% |
| Total volume | (05/30/2024) USD 1,409.30 mill. | Dividends | | Investment company | |
| Launch date | 3/21/2012 | HSBC Inv. Funds (LU) | | | |
| KESr report funds | Yes | 18, Boulevard de Kockelscheuer, 1821, Luxembourg | | | |
| Business year start | 01.04. | Luxembourg | | | |
| Sustainability type | - | www.assetmanagement.hsbc.lu | | | |
| Fund manager | Nilang Mehta, Sanjiv Duggal | | | | |

| Performance | 1M | 6M | YTD | 1Y | 2Y | 3Y | 5Y | Since start |
|------------------|--------|---------|--------|---------|---------|---------|---------|-------------|
| Performance | -2.74% | +15.39% | +9.49% | +25.88% | +31.83% | +51.67% | +65.58% | +111.78% |
| Performance p.a. | - | - | - | +25.80% | +14.79% | +14.89% | +10.61% | +8.21% |
| Sharpe ratio | -2.99 | 2.38 | 1.72 | 2.00 | 0.84 | 0.73 | 0.34 | 0.22 |
| Volatility | 10.86% | 12.48% | 12.28% | 11.07% | 13.14% | 15.19% | 20.32% | 20.16% |
| Worst month | - | -2.74% | -2.74% | -2.74% | -8.28% | -8.28% | -30.47% | -30.47% |
| Best month | - | 5.39% | 5.39% | 5.39% | 12.66% | 12.66% | 16.36% | 16.36% |
| Maximum loss | -3.85% | -4.53% | -4.53% | -4.53% | -16.47% | -16.76% | -43.90% | - |

Distribution permission

Austria, Germany, Switzerland, Luxembourg

¹ Important note on update status: The displayed date refers exclusively to the calculation of the NAV.² The Mountain-View Data Fund Rating calculates a comparative ranking for funds using yield, volatility and trend data. For more information visit [MVD Funds Rating](#)³ Displays the Ethical-Dynamical Ratio calculated according to standard criteria. The maximum value is 100. For more information visit [EDA](#)

HSBC GLOBAL INVESTMENT FUNDS - INDIAN EQUITY ICEUR / LU0551366700 / A1JANH / HSBC Inv. Funds (LU)

Investment strategy

The team uses top-down analysis and combines this with bottom-up research. Sector research focuses on economic fundamentals and how these affect the domestic business cycle. The team then looks at earnings growth, interest rate sensitivity, management quality and liquidity to select stocks best placed to benefit from the prevailing conditions.

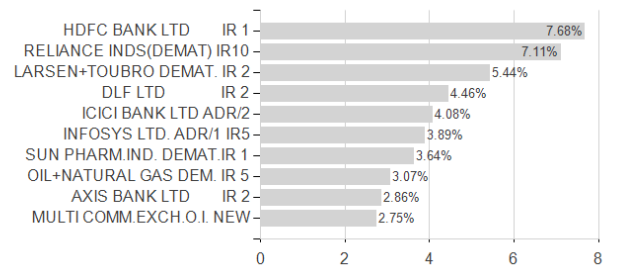
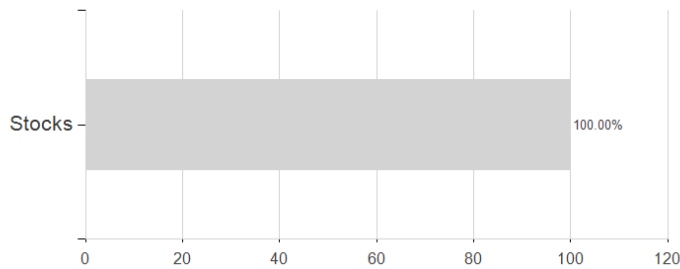
Investment goal

This is a growth-oriented fund investing in Indian equities listed on local exchanges or those available as international depository receipts. The fund will typically invest in large, liquid companies.

Assessment Structure

Assets

Largest positions



Countries

Branches

Currencies

