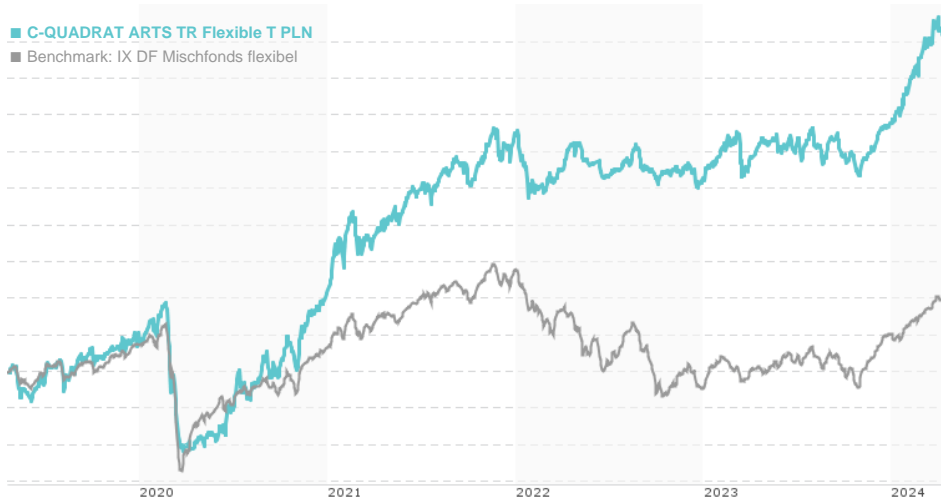


C-QUADRAT ARTS TR Flexible T PLN / DE000A1JRP71 / A1JRP7 / HANSAINVEST

Last 04/19/2024 ¹	Region	Branch	Type of yield	Type
190.69 PLN	Worldwide	Mixed fund/flexible	reinvestment	Mixed Fund

■ C-QUADRAT ARTS TR Flexible T PLN
■ Benchmark: IX DF Mischfonds flexibel



Risk key figures

SRI 1 2 3 4 5 6 7

Mountain-View Funds Rating²EDA³

-

Yearly Performance

2023	+5.92%
2022	-4.39%
2021	+19.30%
2020	+5.17%
2019	+9.99%

Master data		Conditions		Other figures	
Fund type	Fund of funds	Issue surcharge	5.00%	Minimum investment	UNT 0
Category	Mixed Fund	Planned administr. fee	0.00%	Savings plan	Yes
Sub category	Mixed fund/flexible	Deposit fees	0.03%	UCITS / OGAW	Yes
Fund domicile	Germany	Redemption charge	0.00%	Performance fee	20.00%
Tranch volume	(04/19/2024) EUR 111.04 mill.	Ongoing charges	-	Redeployment fee	0.00%
Total volume	(04/19/2024) EUR 85.32 mill.	Dividends		Investment company	
Launch date	6/1/2012	02.01.2018	0.00 PLN	HANSAINVEST	
KESt report funds	Yes	Kapstadtring 8, 22297, Hamburg			
Business year start	01.01.	Germany			
Sustainability type	-	https://www.hansainvest.com			
Fund manager	ARTS Asset Management GmbH				

Performance	1M	6M	YTD	1Y	2Y	3Y	5Y	Since start
Performance	-0.62%	+11.40%	+7.76%	+10.17%	+10.13%	+19.49%	+44.41%	+90.69%
Performance p.a.	-	-	-	+10.14%	+4.94%	+6.11%	+7.64%	+5.58%
Sharpe ratio	-1.08	2.88	2.94	0.99	0.18	0.35	0.47	0.23
Volatility	10.11%	7.05%	8.45%	6.35%	5.84%	6.43%	8.03%	7.20%
Worst month	-	-2.06%	-1.98%	-2.06%	-2.16%	-5.76%	-10.83%	-10.83%
Best month	-	3.56%	3.56%	3.56%	3.56%	3.56%	7.62%	7.62%
Maximum loss	-2.82%	-2.82%	-2.82%	-4.98%	-4.98%	-7.10%	-18.47%	-

Distribution permission

Austria, Germany

¹ Important note on update status: The displayed date refers exclusively to the calculation of the NAV.

² The Mountain-View Data Fund Rating calculates a comparative ranking for funds using yield, volatility and trend data. For more information visit [MVD Funds Rating](#)

DISCLAIMER: The information on this page are for informational purposes only and should neither an offer to sell nor a solicitation for the purchase of the security or recommendation in favor of the security to be understood. baha GmbH assumes no liability despite thorough searches for the accuracy of the data.

Funds data from: [www.mountain-view.com](#). Fact Sheet created by: [www.baha.com](#)

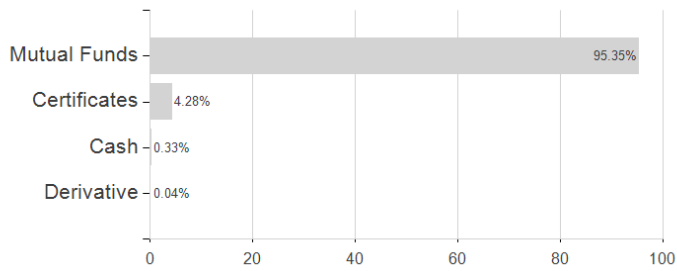
Created: 04/19/2024

C-QUADRAT ARTS TR Flexible T PLN / DE000A1JRP71 / A1JRP7 / HANSAINVEST

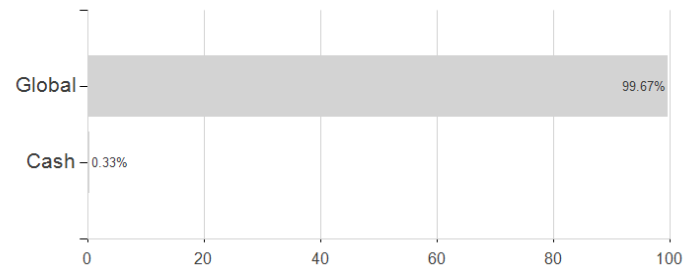
3 Displays the Ethical-Dynamical Ratio calculated according to standard criteria. The maximum value is 100. For more information visit [EDA](#)

Assessment Structure

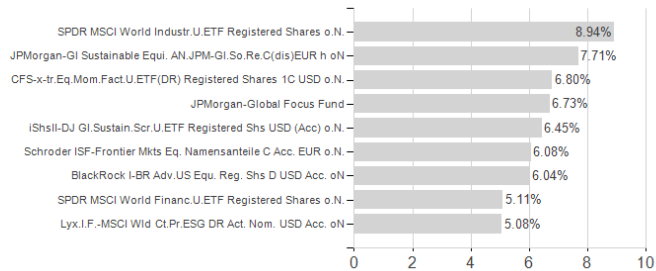
Assets



Countries



Largest positions



Currencies

