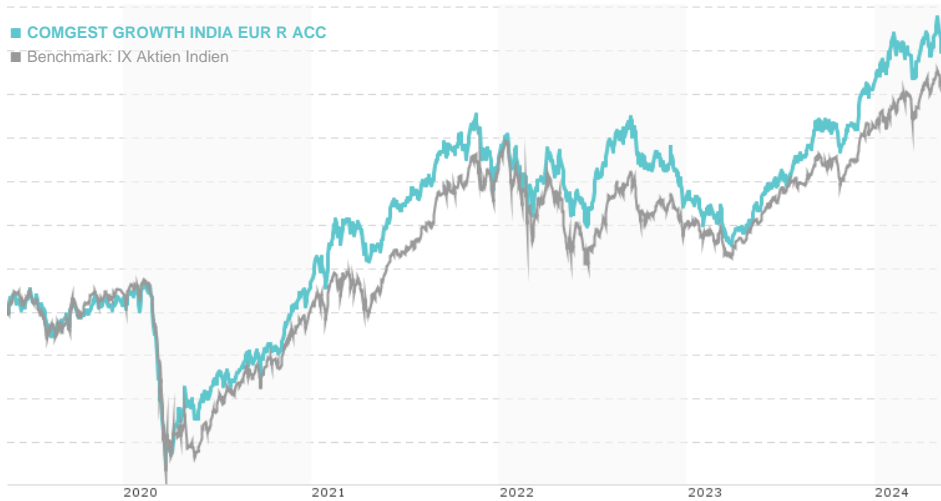


## COMGEST GROWTH INDIA EUR R ACC / IE00B56BR119 / A1JSLC / Comgest Growth

Last 05/17/2024 <sup>1</sup>	Country	Branch	Type of yield	Type
61.57 EUR	India	Mixed Sectors	reinvestment	Equity Fund

■ COMGEST GROWTH INDIA EUR R ACC  
■ Benchmark: IX Aktien Indien



## Risk key figures

SRI 1 2 3 4 5 6 7

Mountain-View Funds Rating<sup>2</sup> EDA<sup>3</sup>

72

## Yearly Performance

2023	+20.80%
2022	-6.87%
2021	+26.55%
2020	+5.16%
2019	+2.37%

Master data		Conditions		Other figures	
Fund type	Single fund	Issue surcharge	2.00%	Minimum investment	EUR 10.00
Category	Equity	Planned administr. fee	0.00%	Savings plan	-
Sub category	Mixed Sectors	Deposit fees	0.01%	UCITS / OGAW	Yes
Fund domicile	Ireland	Redemption charge	0.00%	Performance fee	0.00%
Tranch volume	(05/17/2024) USD 9.70 mill.	Ongoing charges	-	Redeployment fee	0.00%
Total volume	(05/17/2024) USD 95.81 mill.	Dividends		Investment company	
Launch date	6/14/2012	Comgest Growth			
KESr report funds	Yes	46 St. Stephen's Green, D02 WK60, Dublin 2			
Business year start	01.01.	Ireland			
Sustainability type	-	www.comgest.com			
Fund manager	BHUVNESH SINGH				

Performance	1M	6M	YTD	1Y	2Y	3Y	5Y	Since start
Performance	+3.76%	+14.89%	+8.30%	+32.78%	+29.48%	+42.66%	+70.22%	+224.05%
Performance p.a.	-	-	-	+32.68%	+13.77%	+12.56%	+11.21%	+10.36%
Sharpe ratio	3.82	2.24	1.52	2.52	0.75	0.62	0.41	0.37
Volatility	14.49%	12.73%	13.19%	11.49%	13.26%	14.12%	18.11%	17.54%
Worst month	-	-0.47%	-0.47%	-3.38%	-8.82%	-8.82%	-27.86%	-27.86%
Best month	-	5.22%	5.22%	6.22%	10.81%	10.81%	18.53%	18.53%
Maximum loss	-4.63%	-6.33%	-6.33%	-6.33%	-20.38%	-20.63%	-39.31%	-

## Distribution permission

Austria, Germany, Switzerland, United Kingdom

<sup>1</sup> Important note on update status: The displayed date refers exclusively to the calculation of the NAV.

<sup>2</sup> The Mountain-View Data Fund Rating calculates a comparative ranking for funds using yield, volatility and trend data. For more information visit [MVD Funds Rating](#)

<sup>3</sup> Displays the Ethical-Dynamical Ratio calculated according to standard criteria. The maximum value is 100. For more information visit [EDA](#)

## COMGEST GROWTH INDIA EUR R ACC / IE00B56BR119 / A1JSLC / Comgest Growth

### Investment strategy

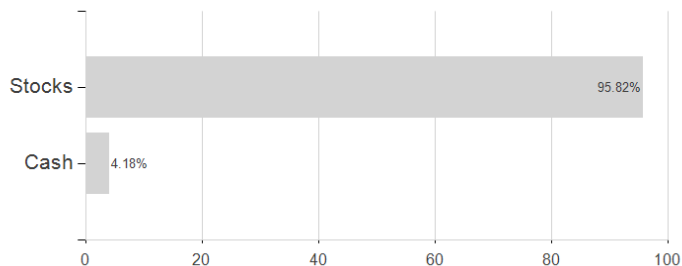
The Fund is actively managed. This means that the fund manager applies a detailed fundamental analysis in order to selectively pick companies in a discretionary manner. The Fund is not managed relative to a benchmark index, however, the performance of the Fund is compared to the performance of the MSCI India (Net Return) Index for comparative and information purposes only.

### Investment goal

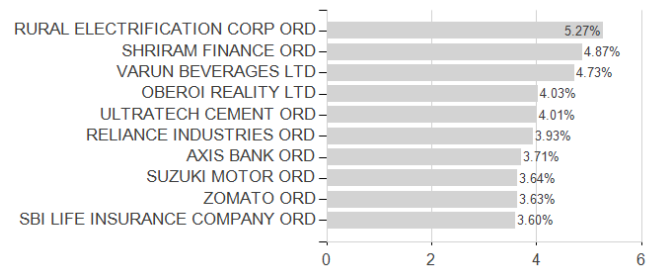
The objective of the Fund is to increase the value of the Fund (capital appreciation) over the long term through investment in high-quality, long-term growth companies. Growth companies are those companies that can sustain above-average earnings growth for an extended period of time. The Fund will invest at least two-thirds of its assets in securities issued by companies listed or traded on Indian or world regulated markets that have their headquarters in, or principally carry out their activities in India. The Fund may also invest in aggregate up to 10% of its assets in shares issued by listed companies that have their headquarters in, or principally carry out their activities in Pakistan, Bangladesh and Sri-Lanka. While the Fund will primarily invest in shares and other securities related to shares, it may also invest where it is deemed in the best interest of investors, in investment-grade debt securities issued or guaranteed by the government of India, the U.S., the UK or any European Union member state.

### Assessment Structure

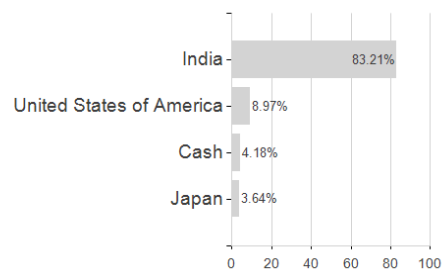
#### Assets



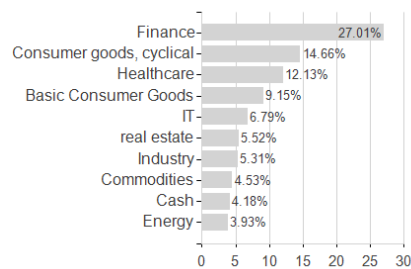
#### Largest positions



#### Countries



#### Branches



#### Currencies

