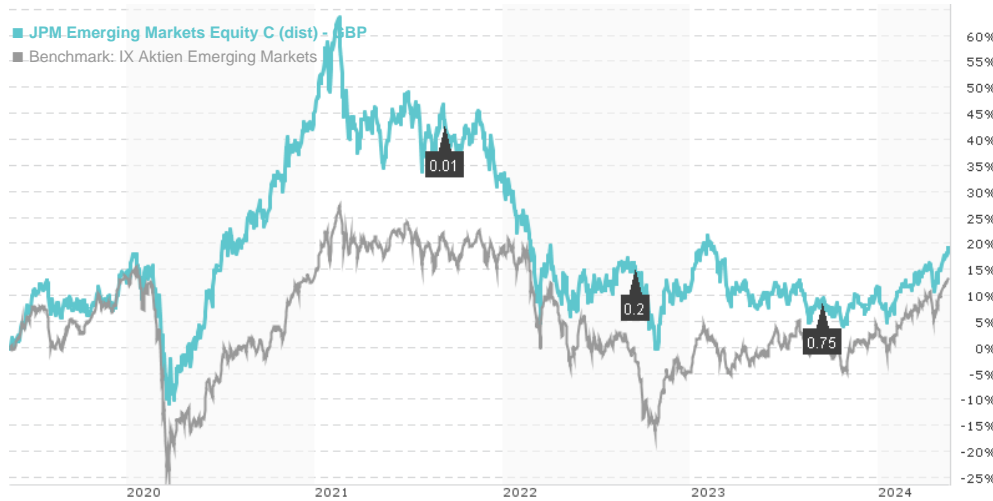


## JPM Emerging Markets Equity C (dist) - GBP / LU0822042619 / A1J320 / JPMorgan AM (EU)

Last 05/16/2024 <sup>1</sup>	Region	Branch	Type of yield	Type
112.27 GBP	Emerging Markets	Mixed Sectors	paying dividend	Equity Fund



## Risk key figures

SRI 1 2 3 4 5 6 7

Mountain-View Funds Rating<sup>2</sup>EDA<sup>3</sup>

80

## Yearly Performance

2023	+0.57%
2022	-16.60%
2021	-8.34%
2020	+29.19%
2019	+26.92%

Master data		Conditions		Other figures	
Fund type	Single fund	Issue surcharge	0.00%	Minimum investment	USD 10,000,000.00
Category	Equity	Planned administr. fee	0.00%	Savings plan	-
Sub category	Mixed Sectors	Deposit fees	0.00%	UCITS / OGAW	Yes
Fund domicile	Luxembourg	Redemption charge	0.00%	Performance fee	0.00%
Tranch volume	(05/16/2024) USD 32.62 mill.	Ongoing charges	-	Redeployment fee	0.00%
Total volume	(05/16/2024) USD 6,852.44 mill.	Dividends		Investment company	
Launch date	9/26/2012	13.09.2023	0.75 GBP	JPMorgan AM (EU)	
KESt report funds	No	14.09.2022	0.20 GBP	PO Box 275, 2012, Luxembourg	
Business year start	01.07.	09.09.2021	0.01 GBP	Luxembourg	
Sustainability type	-	10.09.2020	0.26 GBP	https://www.jpmorganassetmanagement.de	
Fund manager	Austin Forey, Leon Eidelman	05.09.2019	0.48 GBP		

Performance	1M	6M	YTD	1Y	2Y	3Y	5Y	Since start
Performance	+6.57%	+8.58%	+6.73%	+9.58%	+9.53%	-12.47%	+17.88%	+100.97%
Performance p.a.	-	-	-	+9.55%	+4.65%	-4.34%	+3.34%	+6.18%
Sharpe ratio	7.05	1.20	1.25	0.49	0.06	-0.49	-0.03	0.14
Volatility	16.02%	11.84%	12.37%	11.82%	15.12%	16.78%	18.69%	16.95%
Worst month	-	-4.75%	-4.75%	-4.76%	-7.67%	-8.16%	-12.47%	-12.47%
Best month	-	4.98%	4.98%	4.98%	11.02%	11.02%	11.17%	13.24%
Maximum loss	-1.85%	-6.13%	-5.94%	-8.00%	-14.91%	-33.11%	-38.93%	-

## Distribution permission

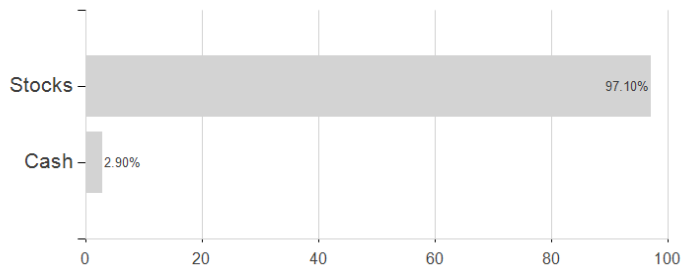
Austria, Germany, Switzerland, United Kingdom, Luxembourg

<sup>1</sup> Important note on update status: The displayed date refers exclusively to the calculation of the NAV.<sup>2</sup> The Mountain-View Data Fund Rating calculates a comparative ranking for funds using yield, volatility and trend data. For more information visit [MVD Funds Rating](#)<sup>3</sup> Displays the Ethical-Dynamical Ratio calculated according to standard criteria. The maximum value is 100. For more information visit [EDA](#)

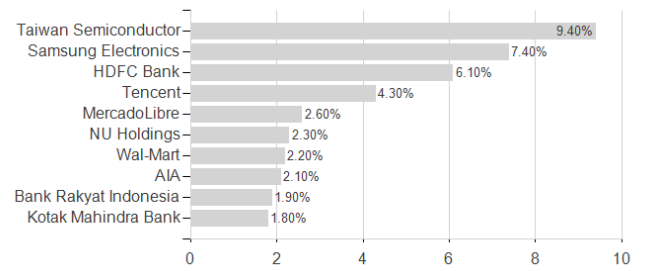
## JPM Emerging Markets Equity C (dist) - GBP / LU0822042619 / A1J320 / JPMorgan AM (EU)

### Assessment Structure

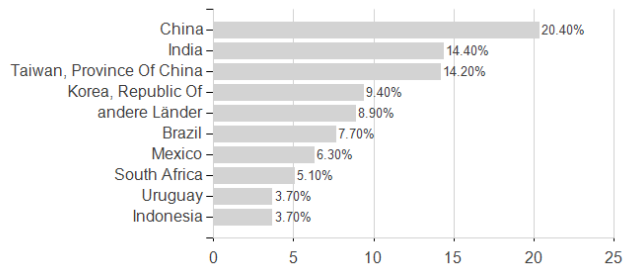
#### Assets



#### Largest positions



#### Countries



#### Branches

