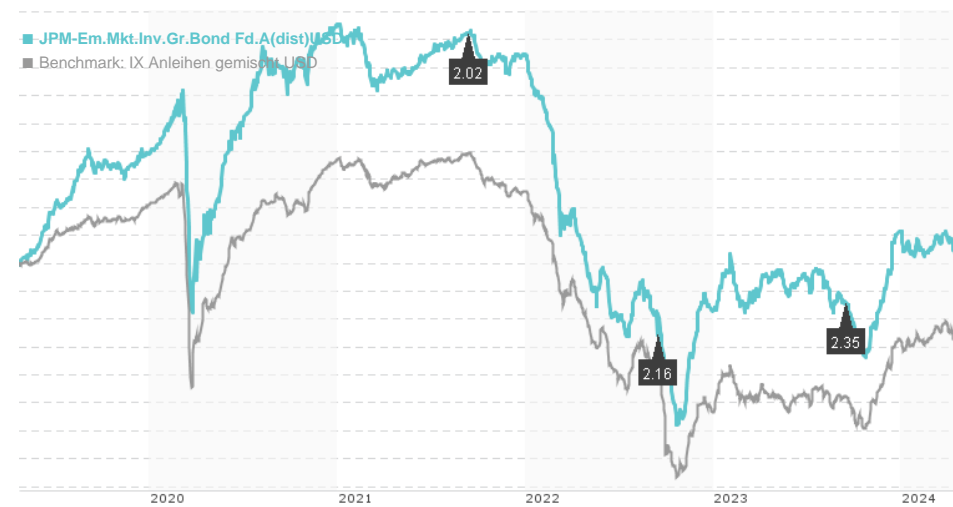


JPM-Em.Mkt.Inv.Gr.Bond Fd.A(dist)USD / LU0565387981 / A1CWKV / JPMorgan AM (EU)

Last 04/22/2024 ¹	Region	Branch	Type of yield	Type
81.52 USD	Emerging Markets	Bonds: Mixed	paying dividend	Fixed-Income Fund



Risk key figures

SRI 1 2 3 4 5 6 7

Mountain-View Funds Rating² EDA³

78

Yearly Performance

2023	+5.93%
2022	-15.98%
2021	-1.84%
2020	+8.55%
2019	+14.06%

Master data		Conditions		Other figures	
Fund type	Single fund	Issue surcharge	3.00%	Minimum investment	USD 35,000.00
Category	Bonds	Planned administr. fee	0.00%	Savings plan	-
Sub category	Bonds: Mixed	Deposit fees	0.00%	UCITS / OGAW	Yes
Fund domicile	Luxembourg	Redemption charge	0.50%	Performance fee	0.00%
Tranch volume	(04/22/2024) USD 17.76 mill.	Ongoing charges	-	Redeployment fee	0.00%
Total volume	(04/22/2024) USD 463.14 mill.	Dividends		Investment company	
Launch date	10/8/2012	13.09.2023	2.35 USD	JPMorgan AM (EU) PO Box 275, 2012, Luxembourg Luxembourg https://www.jpmorganassetmanagement.de	
KESr report funds	Yes	14.09.2022	2.16 USD		
Business year start	01.07.	09.09.2021	2.02 USD		
Sustainability type	-	10.09.2020	2.35 USD		
Fund manager	Pierre-Yves Bateau, Scott McKee, Emil Babayev	05.09.2019	3.31 USD		

Performance	1M	6M	YTD	1Y	2Y	3Y	5Y	Since start
Performance	-1.83%	+7.45%	-1.98%	+1.48%	-0.61%	-11.89%	+0.34%	+14.72%
Performance p.a.	-	-	-	+1.49%	-0.31%	-4.13%	+0.07%	+1.20%
Sharpe ratio	-5.88	2.66	-2.81	-0.56	-0.78	-1.59	-0.66	-0.55
Volatility	3.99%	4.39%	3.65%	4.26%	5.39%	5.06%	5.83%	4.90%
Worst month	-	-1.98%	-1.98%	-2.20%	-5.67%	-5.67%	-8.00%	-8.00%
Best month	-	4.59%	4.18%	4.59%	6.51%	6.51%	6.51%	6.51%
Maximum loss	-2.12%	-2.15%	-2.12%	-6.45%	-12.33%	-24.17%	-24.50%	-

Distribution permission

Austria, Germany, Switzerland, United Kingdom

¹ Important note on update status: The displayed date refers exclusively to the calculation of the NAV.

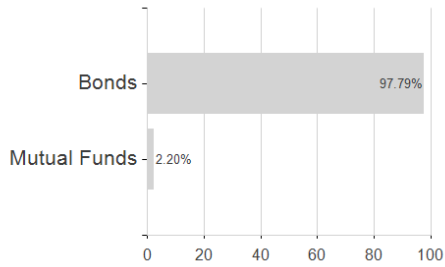
² The Mountain-View Data Fund Rating calculates a comparative ranking for funds using yield, volatility and trend data. For more information visit [MVD Funds Rating](#)

³ Displays the Ethical-Dynamical Ratio calculated according to standard criteria. The maximum value is 100. For more information visit [EDA](#)


JPM-Em.Mkt.Inv.Gr.Bond Fd.A(dist)USD / LU0565387981 / A1CWKV / JPMorgan AM (EU)

Assessment Structure

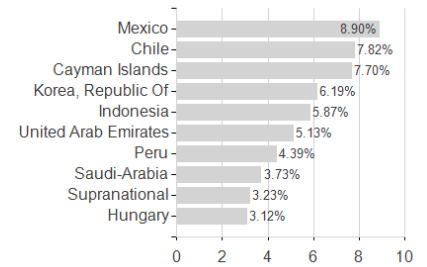
Assets



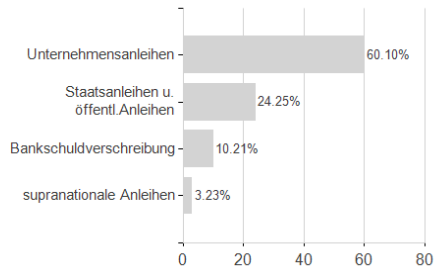
Largest positions



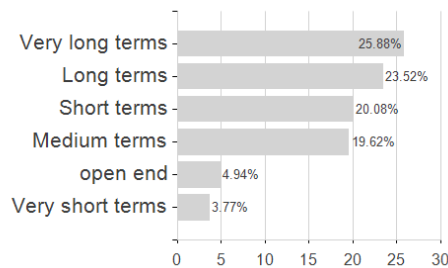
Countries



Issuer



Duration



Currencies

