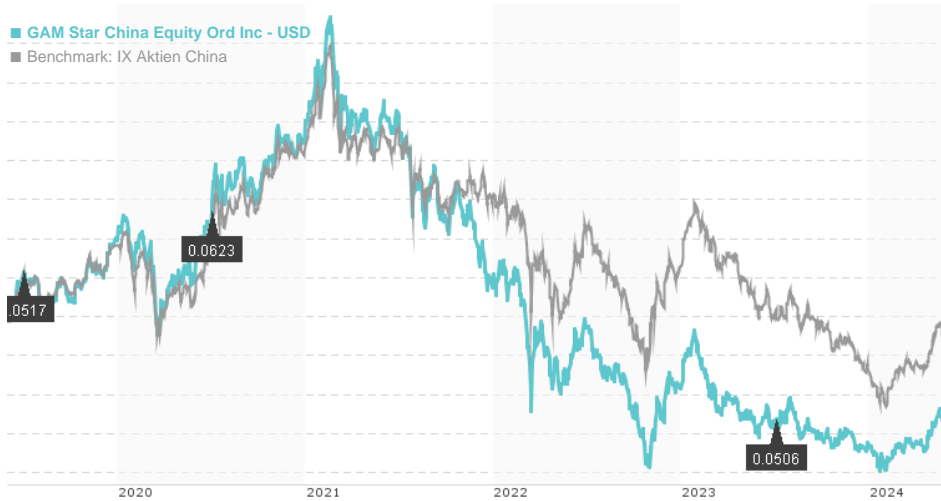


## GAM Star China Equity Ord Inc - USD / IE00B1W3WS58 / A0MXH2 / GAM Fund Management

Last 05/30/2024 <sup>1</sup>	Country	Branch	Type of yield	Type
16.78 USD	China	Mixed Sectors	paying dividend	Equity Fund



## Risk key figures

SRI 1 2 3 4 5 6 7

Mountain-View Funds Rating<sup>2</sup> EDA<sup>3</sup>

76

## Yearly Performance

2023	-17.03%
2022	-26.34%
2021	-26.12%
2020	+25.56%
2019	+37.50%

Master data		Conditions		Other figures	
Fund type	Single fund	Issue surcharge	5.00%	Minimum investment	USD 10,000.00
Category	Equity	Planned administr. fee	0.00%	Savings plan	-
Sub category	Mixed Sectors	Deposit fees	0.21%	UCITS / OGAW	Yes
Fund domicile	Ireland	Redemption charge	0.00%	Performance fee	0.00%
Tranch volume	-	Ongoing charges	-	Redeployment fee	0.00%
Total volume	(05/30/2024) USD 77.76 mill.	Dividends		Investment company	
Launch date	8/1/2007	03.07.2023	0.05 USD	GAM Fund Management	
KESr report funds	Yes	02.07.2020	0.06 USD	Dockline, Mayor Street, DO1 K8N7, Dublin	
Business year start	01.07.	02.07.2019	0.05 USD	Ireland	
Sustainability type	-	03.07.2017	0.12 USD	https://www.gam.com	
Fund manager	Jian Shi Cortesi	04.07.2016	0.02 USD		

Performance	1M	6M	YTD	1Y	2Y	3Y	5Y	Since start
Performance	+2.37%	+2.68%	+5.65%	+1.94%	-18.74%	-52.91%	-28.64%	+1.15%
Performance p.a.	-	-	-	+1.93%	-9.84%	-22.20%	-6.52%	+0.10%
Sharpe ratio	1.58	0.08	0.49	-0.08	-0.50	-0.88	-0.38	-0.16
Volatility	18.46%	21.12%	21.74%	22.14%	27.19%	29.62%	26.89%	23.77%
Worst month	-	-10.29%	-10.29%	-10.29%	-16.96%	-16.96%	-16.96%	-16.96%
Best month	-	10.25%	10.25%	10.25%	27.20%	27.20%	27.20%	27.20%
Maximum loss	-6.54%	-13.41%	-9.91%	-23.98%	-39.20%	-61.05%	-65.77%	-

## Distribution permission

Austria, Germany, Switzerland, United Kingdom

<sup>1</sup> Important note on update status: The displayed date refers exclusively to the calculation of the NAV.<sup>2</sup> The Mountain-View Data Fund Rating calculates a comparative ranking for funds using yield, volatility and trend data. For more information visit [MVD Funds Rating](#)<sup>3</sup> Displays the Ethical-Dynamical Ratio calculated according to standard criteria. The maximum value is 100. For more information visit [EDA](#)

## GAM Star China Equity Ord Inc - USD / IE00B1W3WS58 / A0MXH2 / GAM Fund Management

### Investment strategy

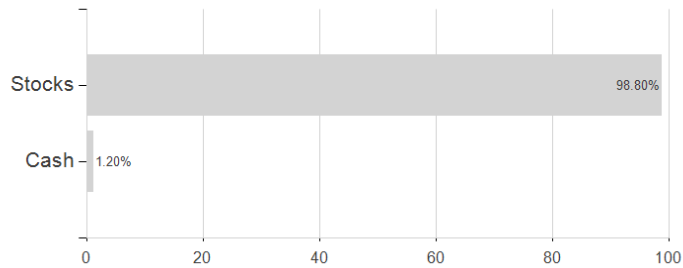
The Fund seeks to achieve this objective by investing primarily in equities (e.g. shares) and equity related securities (e.g. warrants) listed on any Recognised Market which are issued by companies with principal offices or significant business activities in the People's Republic of China and Hong Kong.

### Investment goal

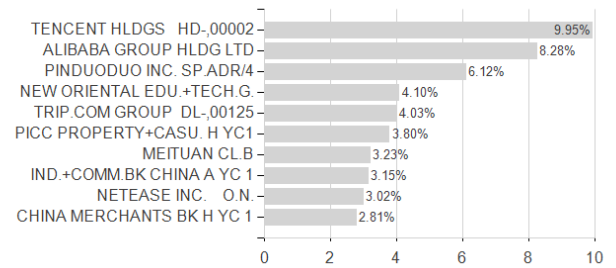
The investment objective of the Fund is to achieve long term capital appreciation.

### Assessment Structure

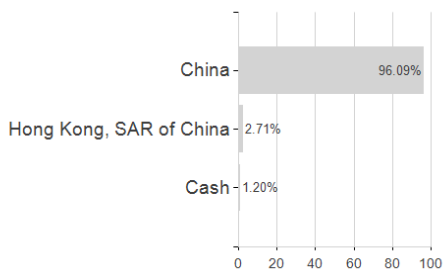
#### Assets



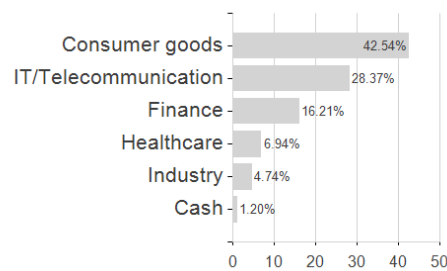
#### Largest positions



#### Countries



#### Branches



#### Currencies

