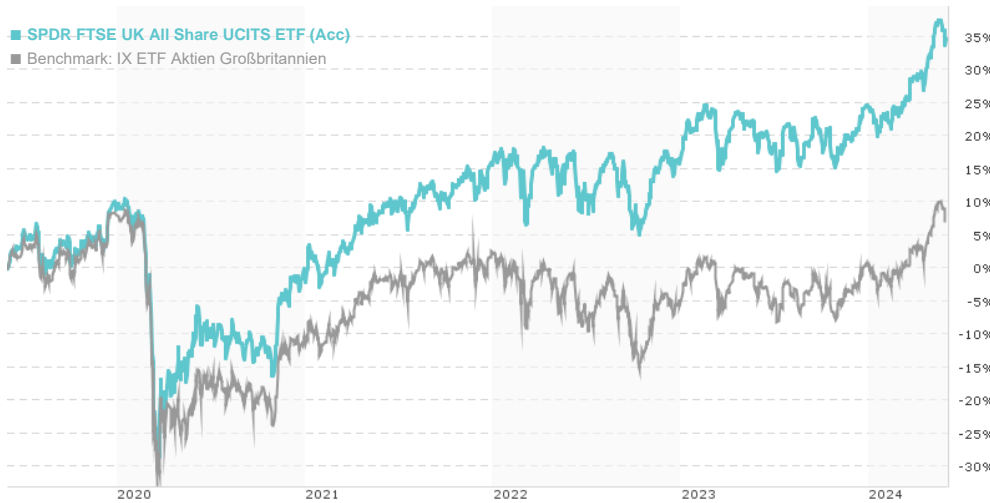


SPDR FTSE UK All Share UCITS ETF (Acc) / IE00B7452L46 / A1JT1A / State Street Gl. Ad.

Last 05/30/2024 ¹	Country	Branch	Type of yield	Type
67.35 GBP	United Kingdom	ETF Stocks	reinvestment	Alternative Investm.

■ SPDR FTSE UK All Share UCITS ETF (Acc)
■ Benchmark: IX ETF Aktien Großbritannien



Risk key figures

SRI 1 2 3 4 5 6 7

Mountain-View Funds Rating² EDA³

▲▲▲▲▲▲ 56

Yearly Performance

2023	+7.62%
2022	+0.20%
2021	+18.03%
2020	-10.00%
2019	+18.79%

Master data		Conditions		Other figures	
Fund type	Single fund	Issue surcharge	0.00%	Minimum investment	UNT 1
Category	Equity	Planned administr. fee	0.00%	Savings plan	-
Sub category	ETF Stocks	Deposit fees	0.00%	UCITS / OGAW	Yes
Fund domicile	Ireland	Redemption charge	0.00%	Performance fee	0.00%
Tranch volume	(05/30/2024) GBP 413.39 mill.	Ongoing charges	-	Redeployment fee	0.00%
Total volume	(05/30/2024) GBP 487.77 mill.	Dividends		Investment company	
Launch date	2/28/2012	State Street Gl. Ad.			
KESr report funds	Yes	1 Iron Street, MA02210, Boston			
Business year start	01.04.	United States of America			
Sustainability type	-	https://www.ssga.com			
Fund manager	State Street Global Advisors Europe Limited				

Performance	1M	6M	YTD	1Y	2Y	3Y	5Y	Since start
Performance	+1.88%	+12.85%	+8.01%	+13.46%	+14.72%	+24.15%	+33.97%	+119.49%
Performance p.a.	-	-	-	+13.42%	+7.10%	+7.48%	+6.02%	+7.07%
Sharpe ratio	2.76	2.70	1.90	0.93	0.28	0.29	0.13	0.23
Volatility	7.84%	8.81%	8.93%	10.39%	11.91%	12.84%	16.88%	14.52%
Worst month	-	-1.36%	-1.36%	-4.65%	-5.98%	-5.98%	-15.04%	-15.04%
Best month	-	4.74%	4.74%	4.74%	7.09%	7.09%	12.68%	12.68%
Maximum loss	-2.79%	-3.75%	-3.50%	-6.14%	-10.65%	-11.19%	-35.26%	-

Distribution permission

Austria, Germany, Switzerland, United Kingdom

¹ Important note on update status: The displayed date refers exclusively to the calculation of the NAV.

² The Mountain-View Data Fund Rating calculates a comparative ranking for funds using yield, volatility and trend data. For more information visit [MVD Funds Rating](#)

³ Displays the Ethical-Dynamical Ratio calculated according to standard criteria. The maximum value is 100. For more information visit [EDA](#)

DISCLAIMER: The information on this page are for informational purposes only and should neither an offer to sell nor a solicitation for the purchase of the security or recommendation in favor of the security to be understood. baha GmbH assumes no liability despite thorough searches for the accuracy of the data.

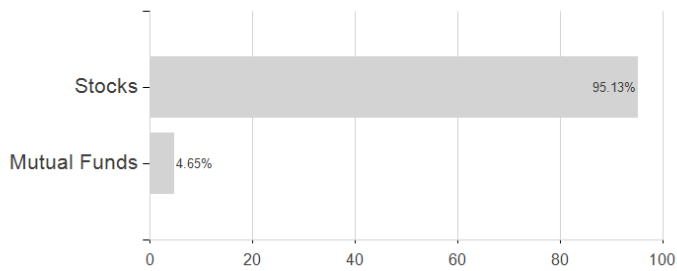
Funds data from: www.mountain-view.com. Fact Sheet created by: www.baha.com

Created: 06/02/2024

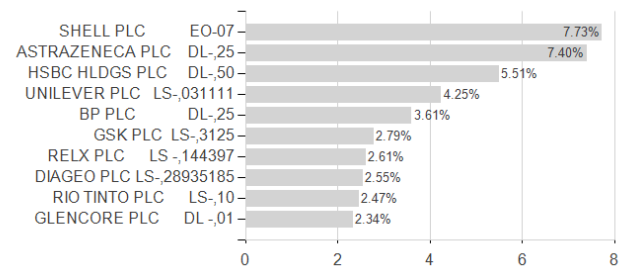
SPDR FTSE UK All Share UCITS ETF (Acc) / IE00B7452L46 / A1JT1A / State Street GI. Ad.

Assessment Structure

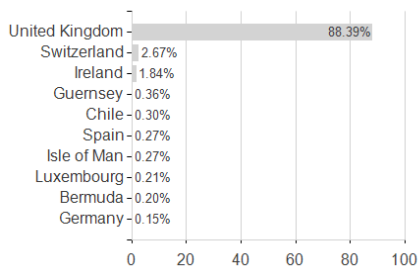
Assets



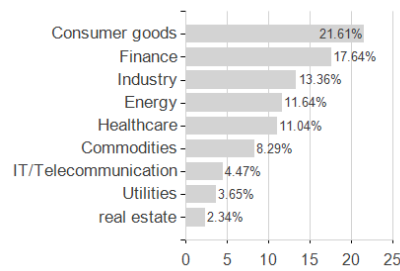
Largest positions



Countries



Branches



Currencies

