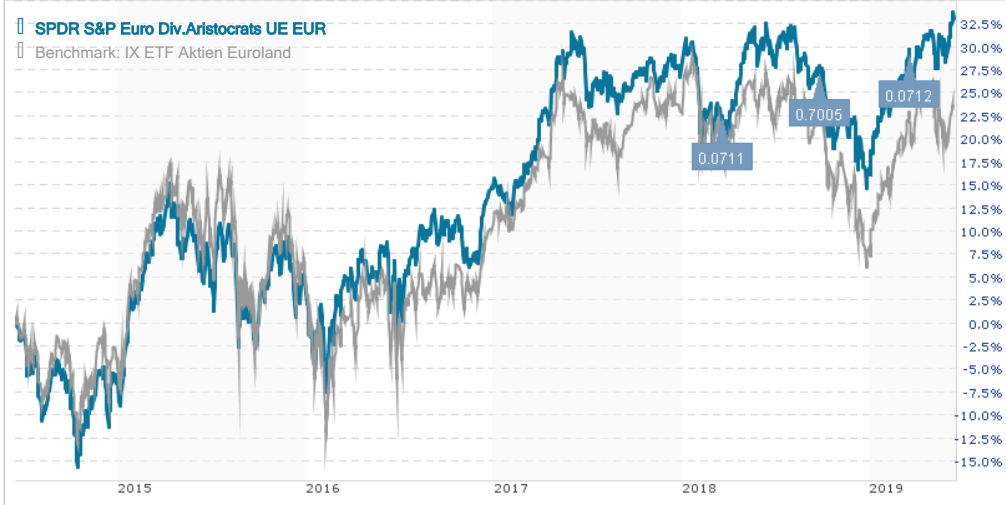


**SPDR S&P Euro Div.Aristocrats UE EUR / IE00B5M1WJ87 / A1JT1B / SSgA SPDR ETFs Eur.I**

Last 06/14/2019 <sup>1</sup> <b>23.54 EUR</b>	Region Euroland	Branch ETF Stocks	Type of yield paying dividend	Type Alternative Investm.
--	--------------------	----------------------	----------------------------------	------------------------------



**Risk key figures**

SRRI	1	2	3	4	<b>5</b>	6	7
FER fund risk							3.51
Mountain-View Funds Rating							EDA <sup>2</sup>
	▲ ▲ ▲ ▲ ▲ ▲						77

**Yearly Performance**

2018	-7.82%
2017	+10.60%
2016	+9.63%
2015	+11.69%
2014	+1.89%

Master data		Conditions		Other figures	
Fund type	Single fund	Issue surcharge	-	Minimum investment	1.00
Category	Equity	Planned administr. fee	-	Savings plan	-
Sub category	ETF Stocks	Deposit fees	-	UCITS / OGAW	Yes
Fund domicile	Ireland	Redemption charge	-	Performance fee	-
Tranch volume	(06/13/2019) EUR 1.482,46 Mio.	Ongoing charges (12/31/2018)	0.30%	Redeployment fee	-
Total volume	(06/13/2019) EUR 1.482,46 Mio.	<b>Dividends</b>		<b>Investment company</b>	
Launch date	2/28/2012	18.03.2019	0.07 EUR	SSgA SPDR ETFs Eur.I	
KEST report funds	Yes	24.09.2018	0.70 EUR	Solmsstraße 83, 60486, Frankfurt	
Business year start	01.04.	19.03.2018	0.07 EUR	Germany	
Sustainability type	-	18.09.2017	0.68 EUR	https://www.spdrs.com	
		20.03.2017	0.05 EUR		

Fund manager	State Street Global Advisors Limited							
	1M	6M	YTD	1Y	2Y	3Y	5Y	Since start
Performance	+4.77%	+11.26%	+14.42%	+1.93%	+2.86%	+29.78%	+33.72%	+85.53%
Performance p.a.	-	-	-	+1.93%	+1.42%	+9.08%	+5.98%	+9.90%
Sharpe ratio	6.05	2.39	3.62	0.21	0.17	0.82	0.46	0.76
Volatility	12.15%	10.12%	9.74%	10.61%	10.49%	11.40%	13.85%	13.40%
Worst month	-	-3.96%	-3.96%	-4.38%	-4.38%	-4.38%	-5.55%	-5.55%
Best month	-	6.00%	6.00%	6.00%	6.67%	6.67%	8.50%	8.50%
Maximum loss	-2.26%	-4.55%	-3.17%	-13.49%	-13.49%	-13.49%	-19.59%	-
Outperformance	-	-	0.15%	+3.58%	+2.22%	+4.55%	+9.97%	-

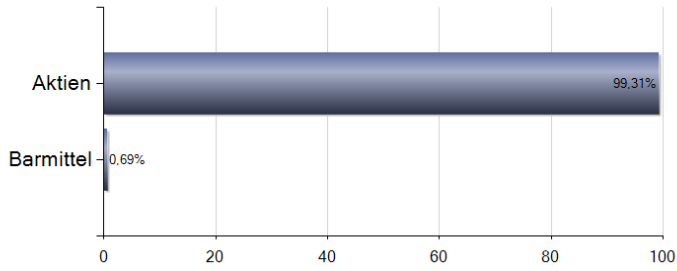
<sup>1</sup> Important note on update status: The displayed date refers exclusively to the calculation of the NAV.

<sup>2</sup> Displays the Ethical-Dynamical Ratio calculated according to standard criteria. The maximum value is 100. For more information visit <http://www.mountain-view.com/FER-Fonds-Rating.pdf>

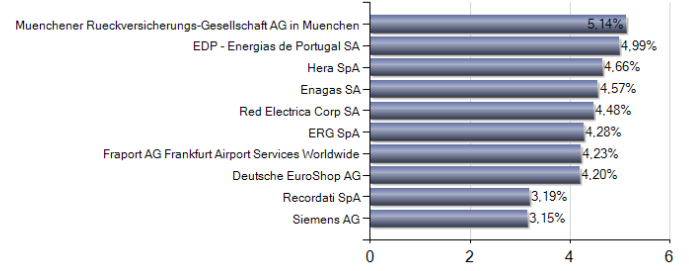
SPDR S&P Euro Div.Aristocrats UE EUR / IE00B5M1WJ87 / A1JT1B / SSgA SPDR ETFs Eur.I

Assessment Structure

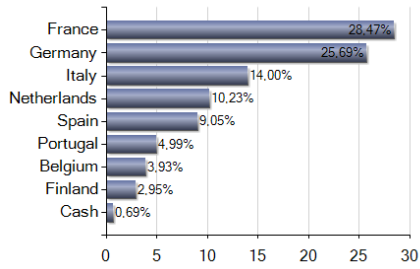
Assets



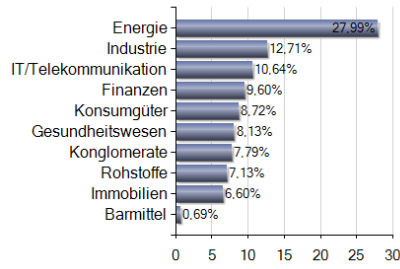
Largest positions



Countries



Branches



Currencies

