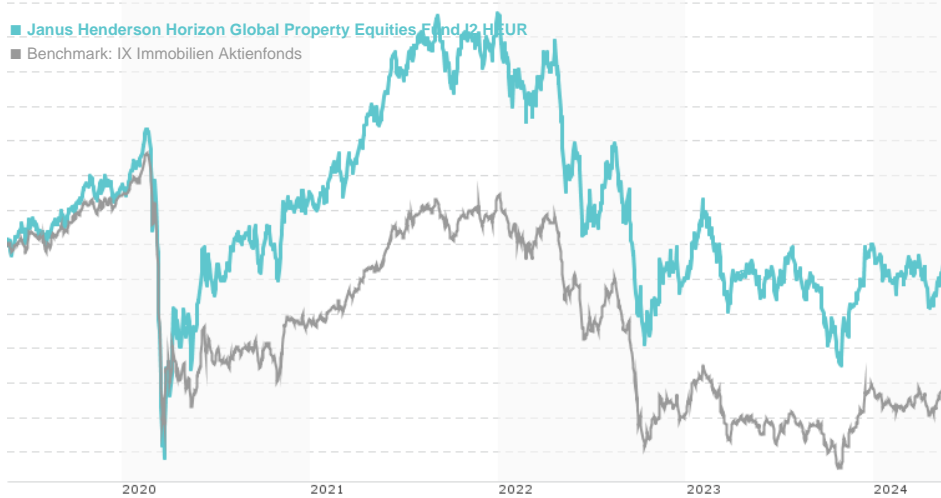


Janus Henderson Horizon Global Property Equities Fund I2 HEUR / LU0642270333 / A1JX99 / Janus Henderson Inv.

Last 05/22/2024 ¹	Region	Branch	Type of yield	Type
16.30 EUR	Worldwide	Real Estate Fund/Equity	reinvestment	Real Estate Investment Fund



Risk key figures

SRI 1 2 3 4 5 6 7

Mountain-View Funds Rating²EDA³

-

Yearly Performance

2023	+5.23%
2022	-28.69%
2021	+24.35%
2020	-1.15%
2019	+27.40%

Master data		Conditions		Other figures	
Fund type	Single fund	Issue surcharge	5.00%	Minimum investment	EUR 1,000,000.00
Category	Real Estate	Planned administr. fee	0.00%	Savings plan	-
Sub category	Real Estate Fund/Equity	Deposit fees	0.65%	UCITS / OGAW	Yes
Fund domicile	Luxembourg	Redemption charge	1.00%	Performance fee	10.00%
Tranch volume	(05/22/2024) USD 53.67 mill.	Ongoing charges	-	Redeployment fee	0.00%
Total volume	(04/29/2024) USD 1,265.17 mill.	Dividends		Investment company	
Launch date	5/24/2012	Janus Henderson Inv.			
KES ^t report funds	Yes	201 Bishopsgate, EC2M 3AE, London			
Business year start	01.07.	United Kingdom			
Sustainability type	-	www.janushenderson.com/			
Fund manager	Guy Barnard, Tim Gibson, Greg Kuhl				

Performance	1M	6M	YTD	1Y	2Y	3Y	5Y	Since start
Performance	+5.64%	+5.78%	-3.55%	+2.07%	-12.08%	-20.49%	-3.55%	+63.00%
Performance p.a.	-	-	-	+2.06%	-6.24%	-7.37%	-0.72%	+4.15%
Sharpe ratio	6.98	0.52	-0.88	-0.11	-0.55	-0.64	-0.23	0.02
Volatility	13.04%	15.65%	14.56%	16.39%	18.34%	17.42%	19.70%	15.36%
Worst month	-	-5.78%	-5.78%	-6.50%	-14.06%	-14.06%	-18.53%	-18.53%
Best month	-	10.04%	8.54%	10.04%	10.04%	10.04%	10.49%	10.49%
Maximum loss	-1.09%	-9.23%	-8.63%	-17.28%	-28.08%	-38.14%	-40.66%	-

Distribution permission

Austria, Germany, Switzerland, United Kingdom

¹ Important note on update status: The displayed date refers exclusively to the calculation of the NAV.DISCLAIMER: The information on this page are for informational purposes only and should neither an offer to sell nor a solicitation for the purchase of the security or recommendation in favor of the security to be understood. baha GmbH assumes no liability despite thorough searches for the accuracy of the data.
Funds data from: www.mountain-view.com. Fact Sheet created by: www.baha.com

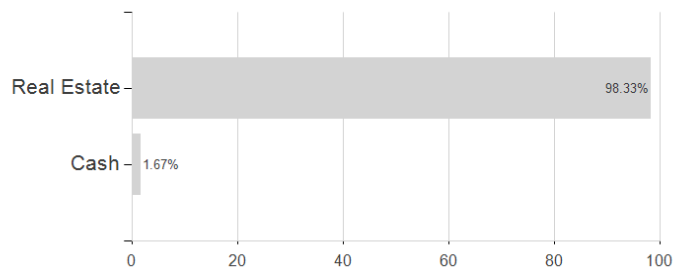
Janus Henderson Horizon Global Property Equities Fund I2 HEUR / LU0642270333 / A1JX99 / Janus Henderson Inv.

2 The Mountain-View Data Fund Rating calculates a comparative ranking for funds using yield, volatility and trend data. For more information visit [MVD Funds Rating](#)

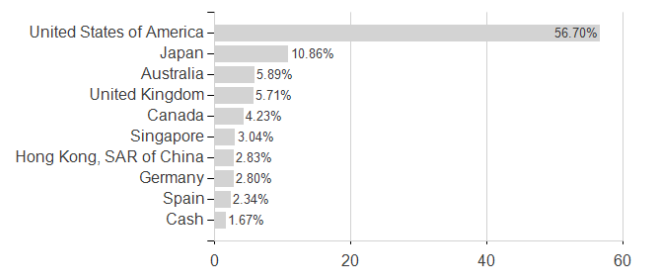
3 Displays the Ethical-Dynamical Ratio calculated according to standard criteria. The maximum value is 100. For more information visit [EDA](#)

Assessment Structure

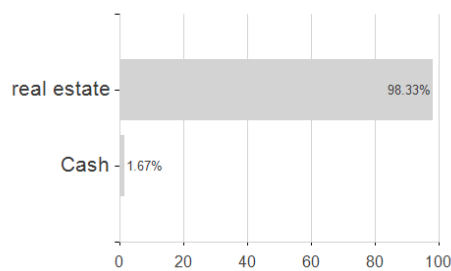
Assets



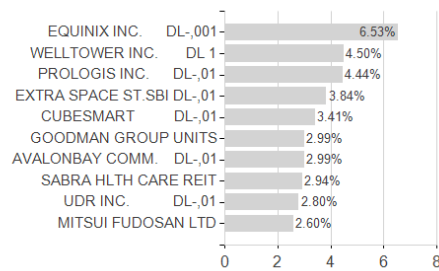
Countries



Branches



Largest positions



Currencies

