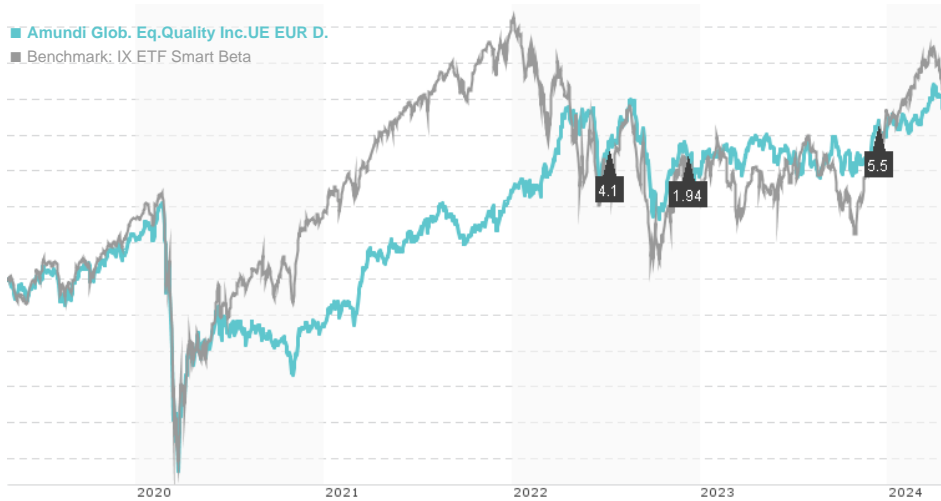


**Amundi Glob. Eq.Quality Inc.UE EUR D. / LU0832436512 / LYX0PP / Amundi Asset Mgmt.**

Last 04/24/2024 <sup>1</sup>	Region	Branch	Type of yield	Type
<b>128.08 EUR</b>	Worldwide	ETF Stocks	paying dividend	Alternative Investm.

■ Amundi Glob. Eq.Quality Inc.UE EUR D.  
■ Benchmark: IX ETF Smart Beta



**Risk key figures**

SRI 1 2 3 4 5 6 7

Mountain-View Funds Rating<sup>2</sup> EDA<sup>3</sup>

▲ ▲ ▲ ▲ ▲ ▲

**Yearly Performance**

2023	+5.60%
2022	+1.88%
2021	+19.63%
2020	-11.03%
2019	+19.65%

Master data		Conditions		Other figures	
Fund type	Single fund	Issue surcharge	0.00%	Minimum investment	UNT 1
Category	Equity	Planned administr. fee	0.00%	Savings plan	Yes
Sub category	ETF Stocks	Deposit fees	0.00%	UCITS / OGAW	Yes
Fund domicile	Luxembourg	Redemption charge	0.00%	Performance fee	0.00%
Tranch volume	(04/24/2024) EUR 69.36 mill.	Ongoing charges	-	Redeployment fee	0.00%
Total volume	(07/05/2023) EUR 303.00 mill.	Dividends		Investment company	
Launch date	9/25/2012	12.12.2023	5.50 EUR	Amundi Asset Mgmt. 90 boulevard Pasteur, 75015, Paris France www.amundi.fr/	
KESr report funds	Yes	07.12.2022	1.94 EUR		
Business year start	01.01.	06.07.2022	4.10 EUR		
Sustainability type	-	08.12.2021	1.69 EUR		
Fund manager	-	07.07.2021	2.76 EUR		

Performance	1M	6M	YTD	1Y	2Y	3Y	5Y	Since start
Performance	+2.18%	+10.67%	+5.96%	+7.14%	+4.95%	+24.44%	+28.23%	+101.93%
Performance p.a.	-	-	-	+7.12%	+2.44%	+7.57%	+5.09%	+6.25%
Sharpe ratio	3.21	2.49	2.33	0.42	-0.15	0.41	0.09	0.20
Volatility	8.17%	7.50%	7.16%	7.80%	9.33%	8.91%	13.34%	11.62%
Worst month	-	-1.35%	-0.52%	-2.56%	-9.03%	-9.03%	-14.04%	-14.04%
Best month	-	4.35%	4.35%	4.35%	5.20%	5.20%	10.47%	10.47%
Maximum loss	-2.58%	-2.58%	-2.58%	-5.13%	-13.37%	-13.37%	-33.79%	-

**Distribution permission**

Austria, Germany, Switzerland

<sup>1</sup> Important note on update status: The displayed date refers exclusively to the calculation of the NAV.

<sup>2</sup> The Mountain-View Data Fund Rating calculates a comparative ranking for funds using yield, volatility and trend data. For more information visit [MVD Funds Rating](#)

<sup>3</sup> Displays the Ethical-Dynamical Ratio calculated according to standard criteria. The maximum value is 100. For more information visit [EDA](#)

## Amundi Glob. Eq.Quality Inc.UE EUR D. / LU0832436512 / LYX0PP / Amundi Asset Mgmt.

### Investment strategy

A net total return index calculates the performance of the index constituents on the basis that any dividends or distributions are included in the index returns after withholding tax retention. The Fund seeks to achieve its objective via indirect replication by entering into an over-the-counter swap contract (financial derivative instrument, the FDI"). The Fund may also invest in a diversified portfolio of international equities, whose performance will be exchanged against the performance of the benchmark Index via the FDI.

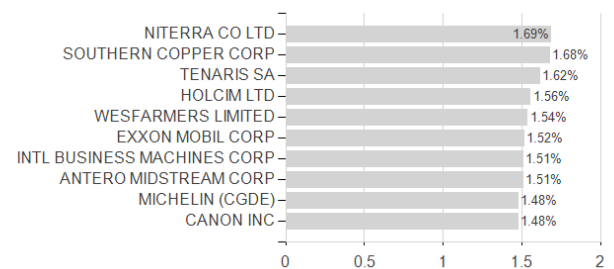
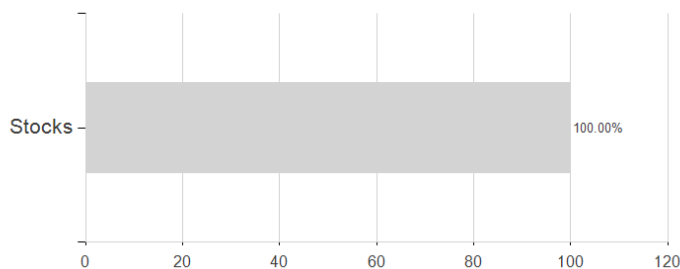
### Investment goal

The Fund is an index-tracking UCITS passively managed. The investment objective of the Fund is to track both the upward and downward unlevered performance of the SG Global Quality Income NTR Index (net dividends reinvested) (the "Benchmark Index"), denominated in Euro (EUR) and representative of a panel of high quality stocks from a worldwide investment universe that are likely to distribute high level dividends, while minimizing the volatility of the difference between the return of the Fund and the return of the Benchmark Index (the "Tracking Error").

### Assessment Structure

#### Assets

#### Largest positions



#### Countries

#### Branches

#### Currencies

