

Xtrackers Nikkei 225 UCITS ETF 1D / LU0839027447 / DBX0NJ / DWS Investment SA

Last 05/28/2024 ¹	Country	Branch	Type of yield	Type
4019.05 JPY	Japan	ETF Stocks	paying dividend	Alternative Investm.

■ Xtrackers Nikkei 225 UCITS ETF 1D
■ Benchmark: IX ETF Aktien Japan



Risk key figures

SRI 1 2 3 4 5 6 7

Mountain-View Funds Rating²

▲ ▲ ▲ ▲ ▲ ▲

EDA³

79

Yearly Performance

2023	+30.51%
2022	-7.66%
2021	+6.31%
2020	+17.89%
2019	+20.26%

Master data		Conditions		Other figures	
Fund type	Single fund	Issue surcharge	0.00%	Minimum investment	UNT 1
Category	Equity	Planned administr. fee	0.00%	Savings plan	Yes
Sub category	ETF Stocks	Deposit fees	0.00%	UCITS / OGAW	Yes
Fund domicile	Luxembourg	Redemption charge	0.00%	Performance fee	0.00%
Tranch volume	(05/28/2024) EUR 332,226.93 mill.	Ongoing charges	-	Redeployment fee	0.00%
Total volume	(04/30/2024) EUR 2,212.58 mill.	Dividends		Investment company	
Launch date	1/25/2013	21.02.2024	26.64 JPY	DWS Investment SA Mainzer Landstraße 11-17, 60329, Frankfurt am Main Germany https://www.dws.de	
KESt report funds	Yes	23.08.2023	27.77 JPY		
Business year start	01.01.	08.02.2023	24.58 JPY		
Sustainability type	-	10.08.2022	26.77 JPY		
		27.04.2022	40.42 JPY		

Fund manager Performance	1M	6M	YTD	1Y	2Y	3Y	5Y	Since start
Performance	+2.45%	+17.21%	+16.85%	+25.92%	+46.86%	+40.12%	+98.17%	+322.81%
Performance p.a.	-	-	-	+26.00%	+21.22%	+11.89%	+14.64%	+13.55%
Sharpe ratio	2.47	2.07	2.64	1.32	1.06	0.46	0.58	0.49
Volatility	12.89%	16.43%	16.41%	16.84%	16.52%	17.46%	18.80%	19.74%
Worst month	-	-4.37%	-4.37%	-4.37%	-7.01%	-7.01%	-9.82%	-10.31%
Best month	-	8.52%	8.43%	8.52%	8.52%	8.52%	15.04%	15.04%
Maximum loss	-1.95%	-8.84%	-8.84%	-8.98%	-11.20%	-18.84%	-31.21%	-

Distribution permission

Austria, Germany, Switzerland, United Kingdom, Luxembourg

¹ Important note on update status: The displayed date refers exclusively to the calculation of the NAV.

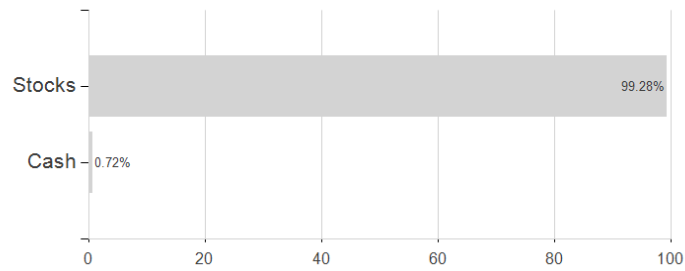
² The Mountain-View Data Fund Rating calculates a comparative ranking for funds using yield, volatility and trend data. For more information visit [MVD Funds Rating](#)

³ Displays the Ethical-Dynamical Ratio calculated according to standard criteria. The maximum value is 100. For more information visit [EDA](#)

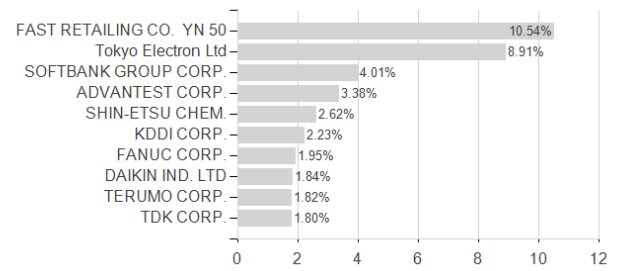
Xtrackers Nikkei 225 UCITS ETF 1D / LU0839027447 / DBX0NJ / DWS Investment SA

Assessment Structure

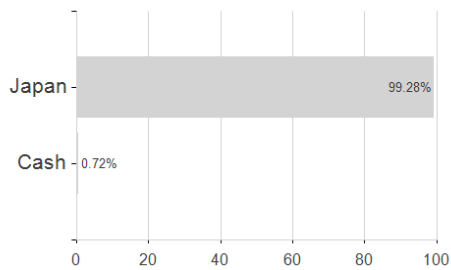
Assets



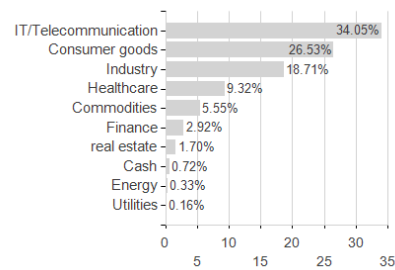
Largest positions



Countries



Branches



Currencies

