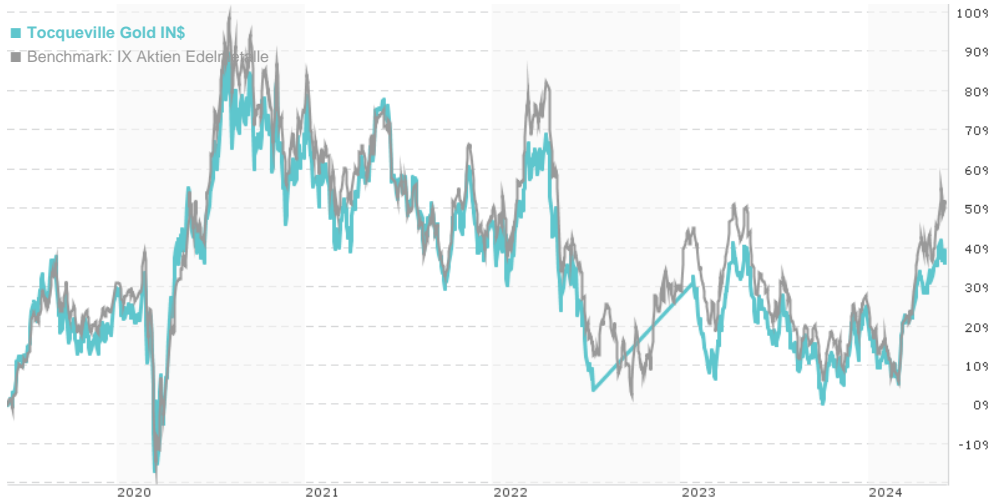


Tocqueville Gold IN\$ / FR0011441849 / A1W9VX / Tocqueville Finance

Last 05/29/2024 ¹	Region	Branch	Type of yield	Type
84.22 USD	Worldwide	Sector Precious Metals	reinvestment	Equity Fund



Risk key figures

SRI 1 2 3 4 5 6 7

Mountain-View Funds Rating² EDA³

▲ ▲ ▲ ▲ ▲ ▲

Yearly Performance

2023	-6.89%
2021	-12.03%
2020	+28.46%
2019	+38.60%
2018	-17.66%

Master data		Conditions		Other figures	
Fund type	Single fund	Issue surcharge	0.00%	Minimum investment	USD 100,000.00
Category	Equity	Planned administr. fee	0.00%	Savings plan	-
Sub category	Sector Precious Metals	Deposit fees	0.00%	UCITS / OGAW	Yes
Fund domicile	France	Redemption charge	0.00%	Performance fee	0.00%
Tranch volume	(05/29/2024) EUR 1.67 mill.	Ongoing charges	(09/30/2021) 1.14%	Redeployment fee	0.00%
Total volume	(05/29/2024) EUR 39.62 mill.	Dividends		Investment company	
Launch date	3/8/2013	Tocqueville Finance			
KESr report funds	No	36, quai Henri IV, 75004, Paris			
Business year start	01.10.	France			
Sustainability type	-	https://www.tocquevillefinance.fr			
Fund manager	John HATHAWAY, Doug GROH				

Performance	1M	6M	YTD	1Y	2Y	3Y	5Y	Since start
Performance	+1.60%	+12.74%	+11.77%	+12.87%	+4.23%	-23.11%	+52.13%	-15.78%
Performance p.a.	-	-	-	+12.87%	+2.10%	-8.40%	+8.74%	-1.52%
Sharpe ratio	0.91	1.02	1.27	0.37	-0.06	-0.41	0.14	-0.15
Volatility	19.39%	23.05%	21.86%	24.94%	29.79%	29.70%	35.34%	35.59%
Worst month	-	-7.49%	-7.49%	-9.68%	-15.15%	-15.15%	-15.15%	-21.17%
Best month	-	15.03%	15.03%	15.03%	23.06%	23.06%	42.68%	42.68%
Maximum loss	-3.86%	-15.78%	-12.10%	-21.66%	-29.03%	-43.60%	-47.12%	-

Distribution permission

Germany, Switzerland

¹ Important note on update status: The displayed date refers exclusively to the calculation of the NAV.

² The Mountain-View Data Fund Rating calculates a comparative ranking for funds using yield, volatility and trend data. For more information visit [MVD Funds Rating](#)

DISCLAIMER: The information on this page are for informational purposes only and should neither an offer to sell nor a solicitation for the purchase of the security or recommendation in favor of the security to be understood. baha GmbH assumes no liability despite thorough searches for the accuracy of the data.

Funds data from: [www.mountain-view.com](#). Fact Sheet created by: [www.baha.com](#)

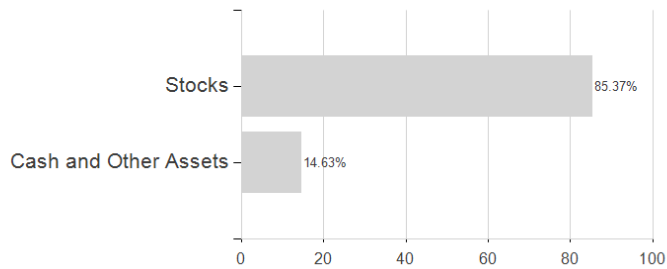
Created: 06/02/2024

Tocqueville Gold IN\$ / FR0011441849 / A1W9VX / Tocqueville Finance

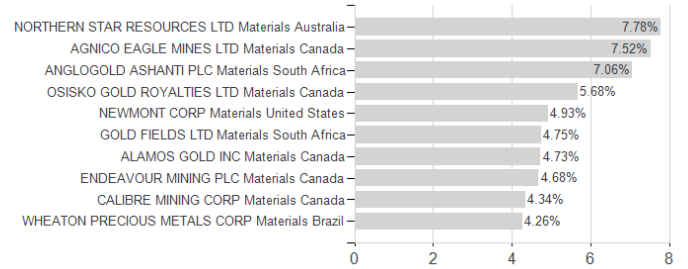
3 Displays the Ethical-Dynamical Ratio calculated according to standard criteria. The maximum value is 100. For more information visit [EDA](#)

Assessment Structure

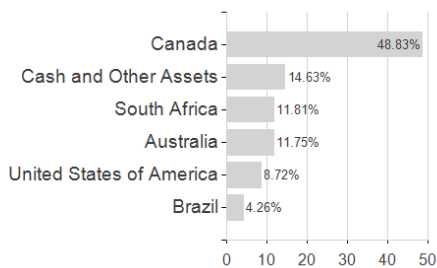
Assets



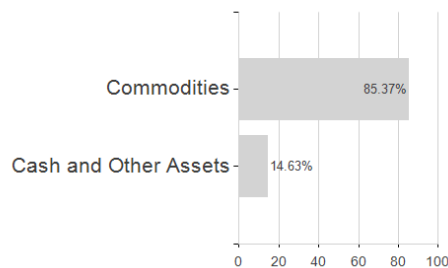
Largest positions



Countries



Branches



Currencies

