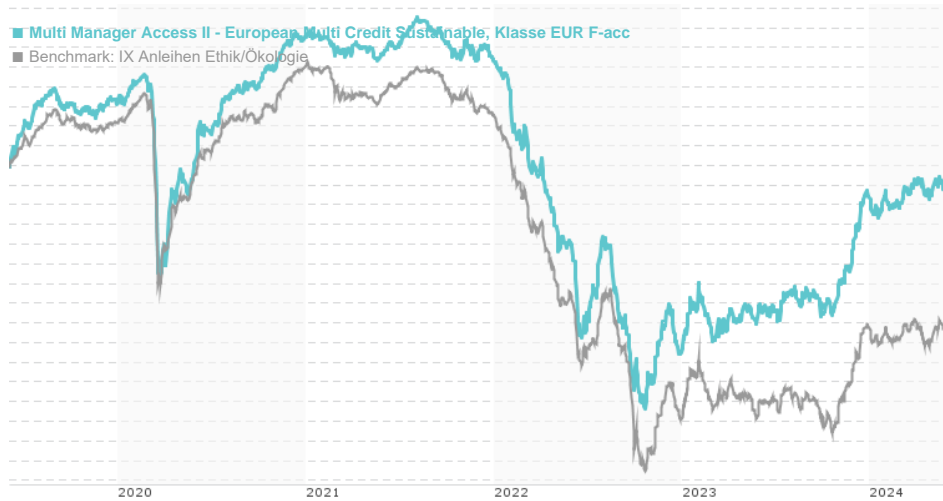


## Multi Manager Access II - European Multi Credit Sustainable, Klasse EUR F-acc / LU0313363508 / A0MZC5 / UBS

Last 05/31/2024¹	Region	Branch	Type of yield	Type
133.03 EUR	Europe	Bonds: Mixed	reinvestment	Fixed-Income Fund



## Risk key figures

SRI 1 2 3 4 5 6 7

Mountain-View Funds Rating²



EDA³

75

## Yearly Performance

2023	+8.77%
2022	-14.10%
2021	-1.11%
2020	+3.28%
2019	+7.24%

Master data		Conditions		Other figures	
Fund type	Single fund	Issue surcharge	3.00%	Minimum investment	UNT 0
Category	Bonds	Planned administr. fee	0.00%	Savings plan	-
Sub category	Bonds: Mixed	Deposit fees	0.00%	UCITS / OGAW	Yes
Fund domicile	Luxembourg	Redemption charge	0.00%	Performance fee	0.00%
Tranch volume	(05/31/2024) EUR 1,498.68 mill.	Ongoing charges	-	Redeployment fee	0.00%
Total volume	(05/31/2024) EUR 3,588.31 mill.	Dividends		Investment company	
Launch date	8/21/2007			UBS Fund M. (LU)	
KESt report funds	Yes			33A avenue J.F. Kennedy, 1855, Luxembourg	
Business year start	01.08.			Luxembourg	
Sustainability type	Ethics/ecology			https://www.ubs.com	
Fund manager	Martin Grassmayr, Anna Rhyner				

Performance	1M	6M	YTD	1Y	2Y	3Y	5Y	Since start
Performance	+0.33%	+3.20%	+0.38%	+6.36%	+2.90%	-6.49%	-1.06%	+33.03%
Performance p.a.	-	-	-	+6.35%	+1.44%	-2.21%	-0.21%	+1.71%
Sharpe ratio	0.06	0.83	-0.90	0.72	-0.49	-1.38	-0.95	-0.53
Volatility	3.17%	3.30%	3.16%	3.56%	4.83%	4.36%	4.20%	3.91%
Worst month	-	-0.82%	-0.82%	-0.86%	-4.29%	-4.29%	-8.53%	-14.57%
Best month	-	2.81%	2.81%	2.81%	4.63%	4.63%	5.11%	5.11%
Maximum loss	-0.75%	-1.37%	-1.12%	-1.59%	-9.07%	-18.47%	-18.47%	-

## Distribution permission

Germany

## Multi Manager Access II - European Multi Credit Sustainable, Klasse EUR F-acc / LU0313363508 / A0MZC5 / UBS

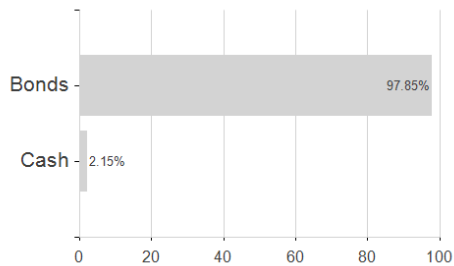
1 Important note on update status: The displayed date refers exclusively to the calculation of the NAV.

2 The Mountain-View Data Fund Rating calculates a comparative ranking for funds using yield, volatility and trend data. For more information visit [MVD Funds Rating](#)

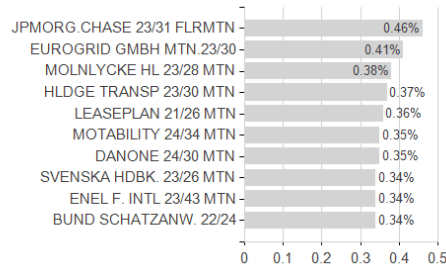
3 Displays the Ethical-Dynamical Ratio calculated according to standard criteria. The maximum value is 100. For more information visit [EDA](#)

### Assessment Structure

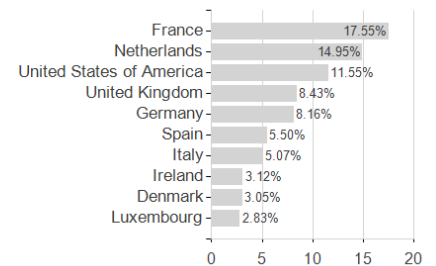
#### Assets



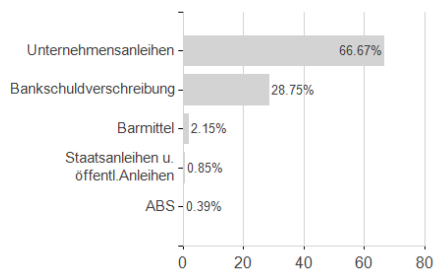
#### Largest positions



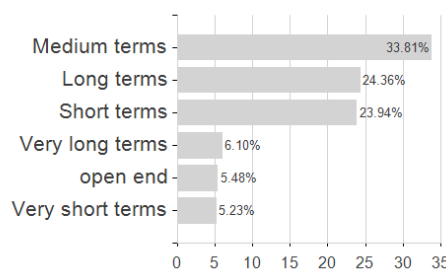
#### Countries



#### Issuer



#### Duration



#### Currencies

