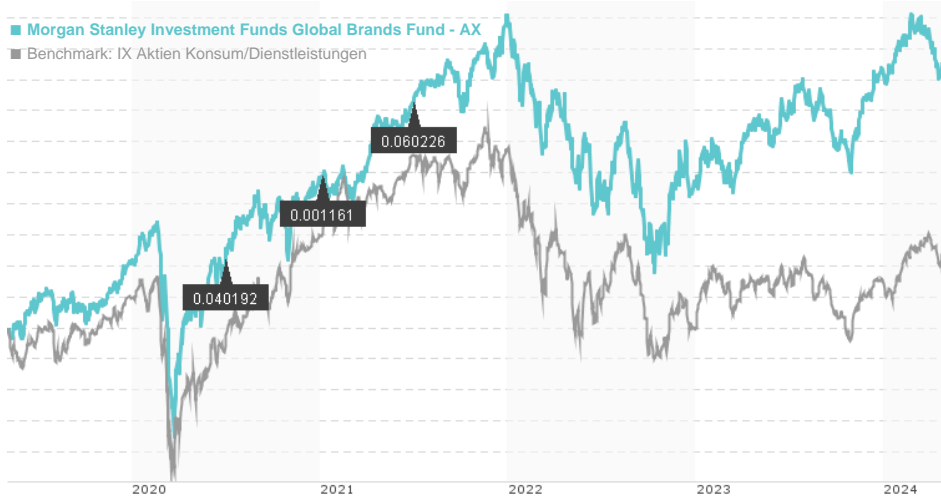


Morgan Stanley Investment Funds Global Brands Fund - AX / LU0239683559 / A1JHV0 / MSIM Fund M. (IE)

Last 05/02/2024 ¹	Region	Branch	Type of yield	Type
78.69 USD	Worldwide	Sector Consumer Goods	paying dividend	Equity Fund

■ Morgan Stanley Investment Funds Global Brands Fund - AX
■ Benchmark: IX Aktien Konsum/Dienstleistungen



Risk key figures

SRI 1 2 3 4 5 6 7

Mountain-View Funds Rating²EDA³

75

Yearly Performance

2023	+15.40%
2022	-18.07%
2021	+21.45%
2020	+11.92%
2019	+28.35%

Master data		Conditions		Other figures	
Fund type	Single fund	Issue surcharge	5.75%	Minimum investment	UNT 0
Category	Equity	Planned administr. fee	0.00%	Savings plan	-
Sub category	Sector Consumer Goods	Deposit fees	0.00%	UCITS / OGAW	Yes
Fund domicile		Redemption charge	2.00%	Performance fee	0.00%
Tranch volume	(03/20/2024) USD 278.95 mill.	Ongoing charges	-	Redeployment fee	0.00%
Total volume	(05/02/2024) USD 21,323.12 mill.	Dividends		Investment company	
Launch date	10/25/2010	01.07.2021	0.06 USD	MSIM Fund M. (IE) Junghofstrasse 13-15, 60311, Frankfurt Germany https://www.morganstanley.com	
KESr report funds	Yes	04.01.2021	0.00 USD		
Business year start	01.01.	01.07.2020	0.04 USD		
Sustainability type	-	01.07.2019	0.14 USD		
Fund manager	Lock, Paulson, Sochovsky, Watson, Gabriele, Perrott, Mast, Kryachok, Borhaug, Demine	02.01.2019	0.01 USD		

Performance	1M	6M	YTD	1Y	2Y	3Y	5Y	Since start
Performance	-3.77%	+8.08%	-1.32%	+4.61%	+8.15%	+5.30%	+40.04%	+228.78%
Performance p.a.	-	-	-	+4.60%	+3.99%	+1.74%	+6.96%	+9.20%
Sharpe ratio	-3.51	1.30	-0.76	0.07	0.01	-0.13	0.19	0.38
Volatility	11.73%	10.12%	10.14%	10.64%	16.34%	15.63%	16.54%	14.05%
Worst month	-	-4.88%	-4.88%	-5.62%	-9.20%	-9.20%	-10.75%	-10.75%
Best month	-	7.84%	3.57%	7.84%	7.84%	7.84%	9.12%	10.03%
Maximum loss	-4.18%	-7.01%	-7.01%	-10.70%	-18.15%	-27.55%	-29.64%	-

Distribution permission

Austria, Germany, Switzerland, United Kingdom, Luxembourg

¹ Important note on update status: The displayed date refers exclusively to the calculation of the NAV.

² The Mountain-View Data Fund Rating calculates a comparative ranking for funds using yield, volatility and trend data. For more information visit [MVD Funds Rating](#)

³ Displays the Ethical-Dynamical Ratio calculated according to standard criteria. The maximum value is 100. For more information visit [EDA](#)

Morgan Stanley Investment Funds Global Brands Fund - AX / LU0239683559 / A1JHV0 / MSIM Fund M. (IE)

Investment strategy

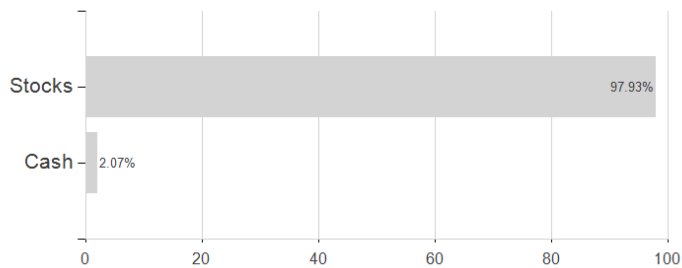
To invest in companies based in developed countries, whose success is based on intangible assets (e.g. brand names, copyrights, methods of distribution) As an essential and integrated part of the investment process, the Investment Adviser assesses relevant factors material to long-term sustainably high returns including ESG factors and seeks to engage with company management teams as part of this.

Investment goal

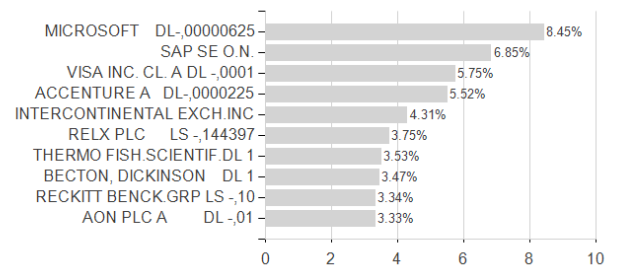
At least 70% of the Fund's investments will be in company shares

Assessment Structure

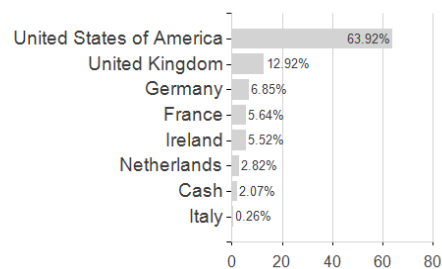
Assets



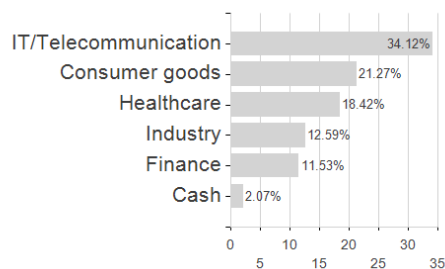
Largest positions



Countries



Branches



Currencies

