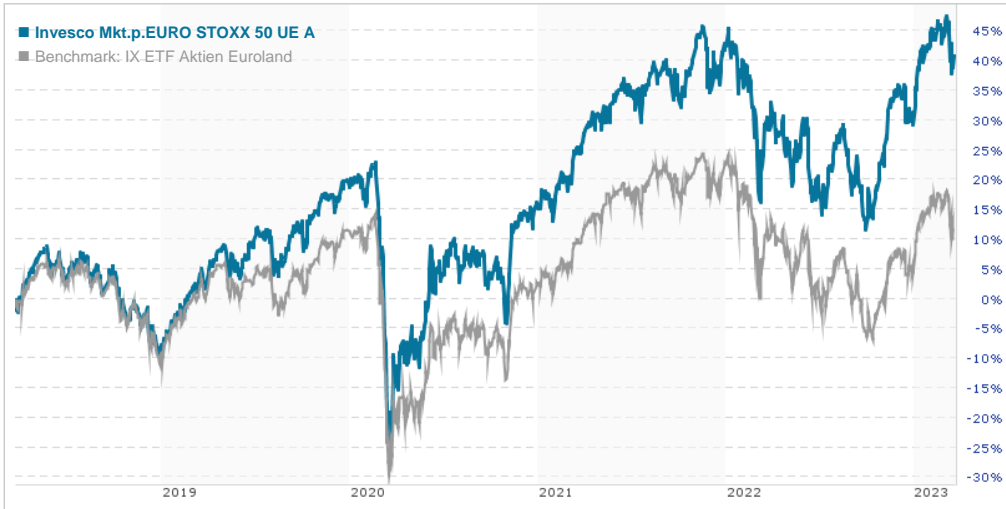


Invesco Mkt.p.EURO STOXX 50 UE A / IE00B60SWX25 / A0RGCL / Invesco IM

Last 03/20/2023 ¹ 96.89 EUR	Region Euroland	Branch ETF Stocks	Type of yield reinvestment	Type Alternative Investm.
--------------------------------------------------	--------------------	----------------------	-------------------------------	------------------------------



Risk key figures

SRRRI 1 2 3 4 5 **6** 7

Mountain-View Funds Rating EDA²
 -

Yearly Performance

2022	-9.17%
2021	+23.58%
2020	-2.98%
2019	+28.79%
2018	-11.56%

Master data		Conditions		Other figures	
Fund type	Single fund	Issue surcharge	0.00%	Minimum investment	UNT 1
Category	Equity	Planned administr. fee	0.00%	Savings plan	-
Sub category	ETF Stocks	Deposit fees	0.00%	UCITS / OGAW	Yes
Fund domicile	Ireland	Redemption charge	0.00%	Performance fee	0.00%
Tranch volume	(03/20/2023) EUR 200,61 Mio.	Ongoing charges	(02/07/2022) 0.05%	Redeployment fee	0.00%
Total volume	(03/20/2023) EUR 218,15 Mio.	Dividends		Investment company	
Launch date	3/18/2009			Invesco IM	
KESr report funds	Yes			Ireland	
Business year start	01.12.			https://www.invescomanagementcompany.ie	
Sustainability type	-				
Fund manager	Assenagon Asset Management S.A.				

Performance	1M	6M	YTD	1Y	2Y	3Y	5Y	Since start
Performance	-3.54%	+19.39%	+8.87%	+9.25%	+12.94%	+73.79%	+38.26%	+213.32%
Performance p.a.	-	-	-	+9.28%	+6.29%	+20.23%	+6.69%	+8.49%
Sharpe ratio	-1.69	2.17	2.56	0.33	0.18	0.80	0.19	0.28
Volatility	23.75%	18.50%	18.64%	19.79%	19.84%	21.87%	20.61%	20.82%
Worst month	-	-5.58%	-4.29%	-8.78%	-8.78%	-16.21%	-16.21%	-16.21%
Best month	-	9.90%	9.90%	9.90%	9.90%	18.06%	18.06%	18.06%
Maximum loss	-6.48%	-6.48%	-6.48%	-16.05%	-23.42%	-23.42%	-38.26%	-
Outperformance	-	-	6.09%	+5.78%	+14.11%	+10.50%	+10.32%	-

Distribution permission
Austria, Germany, United Kingdom

¹ Important note on update status: The displayed date refers exclusively to the calculation of the NAV.

² Displays the Ethical-Dynamical Ratio calculated according to standard criteria. The maximum value is 100. For more information visit <http://www.mountain-view.com/MVD-Fonds-Rating.pdf>

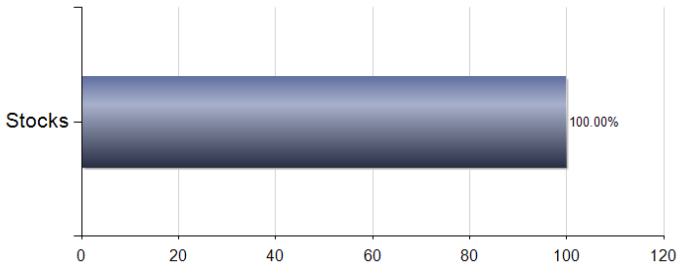
Invesco Mkt.p.EURO STOXX 50 UE A / IE00B60SWX25 / A0RGCL / Invesco IM

Investment goal

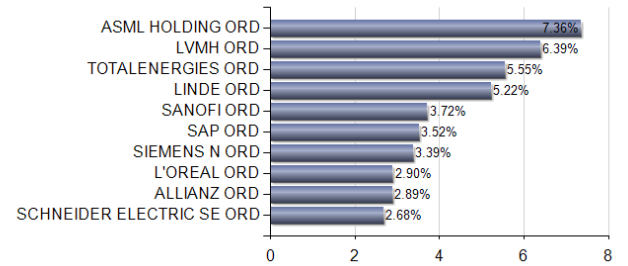
The EURO STOXX 50® Distributing Source ETF aims to provide the performance of the EURO STOXX 50® TR Index and pays dividend semi-annually. The EURO STOXX 50® TR Index, Europe's leading blue chip index for the Eurozone, provides a blue chip representation of supersector leaders in the Eurozone. The index covers 50 stocks from the 12 Eurozone countries: Austria, Belgium, Finland, France, Germany, Greece, Ireland, Italy, Luxembourg, the Netherlands, Portugal and Spain.

Assessment Structure

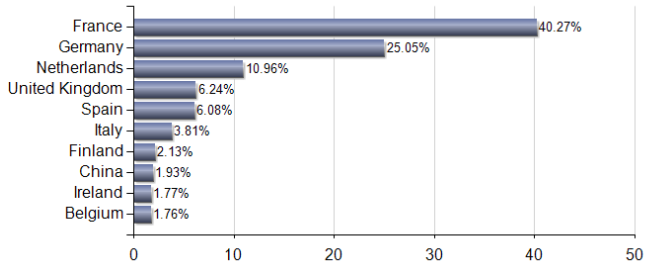
Assets



Largest positions



Countries



Branches

