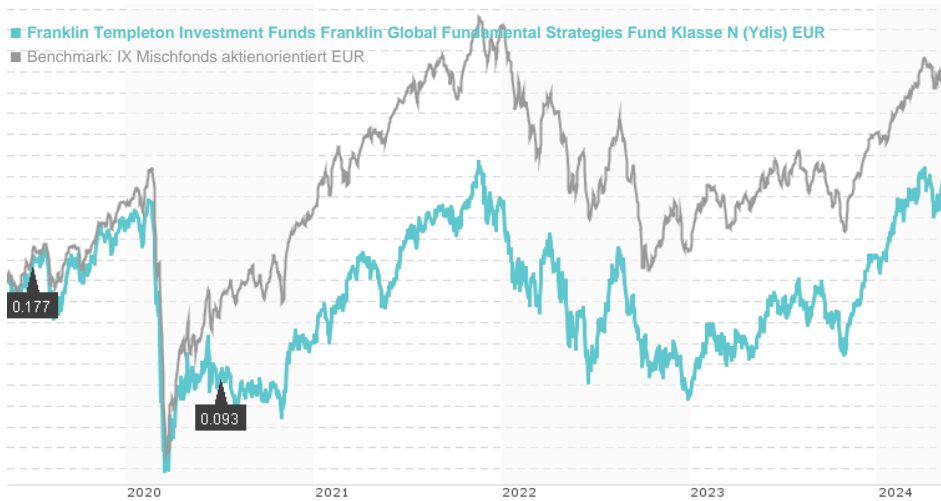


Franklin Templeton Investment Funds Franklin Global Fundamental Strategies Fund Klasse N (Ydis) EUR /

Last 05/14/2024 ¹	Region	Branch	Type of yield	Type
13.76 EUR	Worldwide	Mixed Fund/Focus Equity	paying dividend	Mixed Fund



Risk key figures

SRI 1 2 3 4 5 6 7

Mountain-View Funds Rating²EDA³

▲ ▲ ▲ ▲ ▲ ▲

66

Yearly Performance

2023	+15.17%
2022	-16.84%
2021	+12.80%
2020	-9.76%
2019	+13.25%

Master data		Conditions		Other figures	
Fund type	Single fund	Issue surcharge	3.00%	Minimum investment	USD 1,000.00
Category	Mixed Fund	Planned administr. fee	0.00%	Savings plan	-
Sub category	Mixed Fund/Focus Equity	Deposit fees	0.14%	UCITS / OGAW	Yes
Fund domicile	Luxembourg	Redemption charge	0.00%	Performance fee	0.00%
Tranch volume	(04/30/2024) USD 22.74 mill.	Ongoing charges	-	Redeployment fee	0.00%
Total volume	(04/30/2024) USD 1,052.21 mill.	Dividends		Investment company	
Launch date	2/26/2013	01.07.2020	0.09 EUR	Franklin Templeton Schottenring 16, 2.OG, 1010, Wien Austria https://www.franklintempleton.at	
KESr report funds	Yes	01.07.2019	0.18 EUR		
Business year start	01.07.	02.07.2018	0.13 EUR		
Sustainability type	-	03.07.2017	0.09 EUR		
Fund manager	Marzena Hofrichter, Wylie Tollette, Thomas Nelson	01.07.2016	0.05 EUR		

Performance	1M	6M	YTD	1Y	2Y	3Y	5Y	Since start
Performance	+0.51%	+12.33%	+6.58%	+14.95%	+13.44%	+10.79%	+9.44%	+38.31%
Performance p.a.	-	-	-	+14.95%	+6.52%	+3.47%	+1.82%	+3.05%
Sharpe ratio	0.27	2.78	1.71	1.30	0.25	-0.03	-0.15	-0.06
Volatility	10.38%	8.13%	8.95%	8.62%	10.72%	11.36%	13.03%	12.40%
Worst month	-	-2.94%	-2.94%	-2.96%	-5.64%	-5.64%	-11.98%	-11.98%
Best month	-	5.59%	3.53%	5.59%	8.61%	8.61%	8.61%	8.61%
Maximum loss	-2.26%	-4.22%	-4.22%	-7.28%	-14.07%	-20.43%	-24.16%	-

Distribution permission

Austria, Germany, United Kingdom

¹ Important note on update status: The displayed date refers exclusively to the calculation of the NAV.² The Mountain-View Data Fund Rating calculates a comparative ranking for funds using yield, volatility and trend data. For more information visit [MVD Funds Rating](#)³ Displays the Ethical-Dynamical Ratio calculated according to standard criteria. The maximum value is 100. For more information visit [EDA](#)

Franklin Templeton Investment Funds Franklin Global Fundamental Strategies Fund Klasse N (Ydis) EUR /

Investment strategy

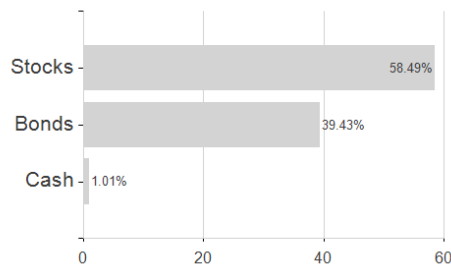
The Fund pursues an actively managed investment strategy and invests mainly in: - equity securities issued by companies of any size that are leaders in innovation, take advantage of new technologies, have superior management and benefit from new industry conditions in the dynamically changing global economy, located in any country, including emerging markets - debt securities of any quality (including low rated or sub-investment grade securities) issued by governments, government-related entities and corporations located in any country The Fund can invest to a lesser extent in: - convertible securities and up to 5% of the Fund's assets in contingent convertible securities - derivatives for hedging, efficient portfolio management and investment purposes - units of other mutual funds (limited to 10% of assets) - mortgage- and asset-backed securities (limited to 10% of assets) - Mainland China through the Bond Connect or directly (limited to 30% of assets) The investment team aims to divide the Fund's assets among four different investment strategies: two that look for equity securities worldwide (representing approximately 60% of assets) and two that focus on debt securities worldwide (representing approximately 40% of assets). The Fund is not managed in reference to a benchmark.

Investment goal

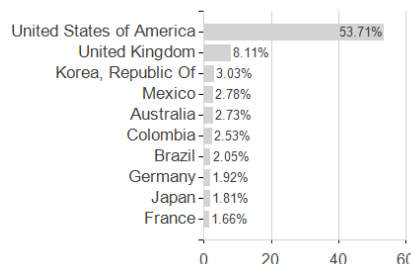
The Fund aims to increase the value of its investments and, secondarily, to earn income over the medium to long term.

Assessment Structure

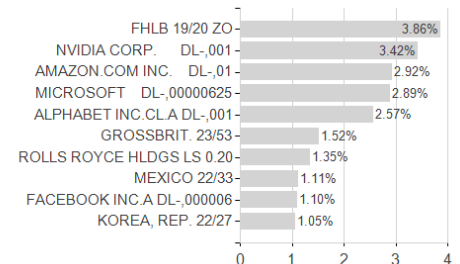
Assets



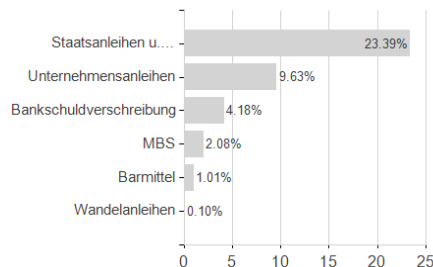
Countries



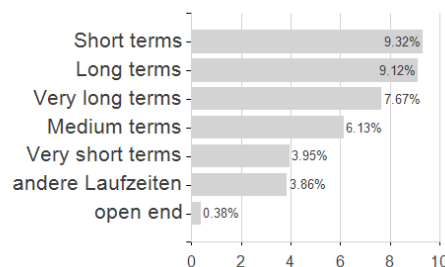
Largest positions



Issuer



Duration



Currencies

