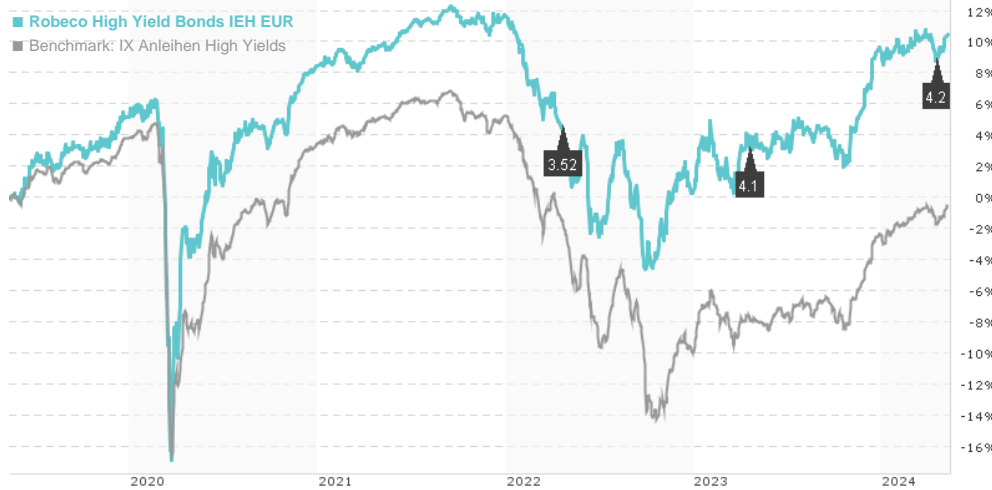


Robeco High Yield Bonds IEH EUR / LU0779184851 / A1JXWW / Robeco Inst. AM

Last 05/09/2024 ¹	Region	Branch	Type of yield	Type
91.64 EUR	Worldwide	Corporate Bonds	paying dividend	Fixed-Income Fund



Risk key figures

SRI 1 2 3 4 5 6 7

Mountain-View Funds Rating² EDA³

69

Yearly Performance

2023	+9.22%
2022	-10.19%
2021	+2.98%
2020	+3.14%
2019	+11.73%

Master data		Conditions		Other figures	
Fund type	Single fund	Issue surcharge	0.50%	Minimum investment	EUR 500,000.00
Category	Bonds	Planned administr. fee	0.00%	Savings plan	-
Sub category	Corporate Bonds	Deposit fees	0.00%	UCITS / OGAW	Yes
Fund domicile	Luxembourg	Redemption charge	0.00%	Performance fee	0.00%
Tranch volume	-	Ongoing charges	-	Redeployment fee	0.00%
Total volume	(05/09/2024) EUR 6,481.53 mill.	Dividends		Investment company	
Launch date	5/14/2012	17.04.2024	4.20 EUR	Robeco Inst. AM Weena 850, 3014, Rotterdam Netherlands https://www.robeco.com	
KESr report funds	Yes	19.04.2023	4.10 EUR		
Business year start	01.01.	20.04.2022	3.52 EUR		
Sustainability type	-	21.04.2021	3.99 EUR		
Fund manager	Sander Bus, Roeland Moraal, Christiaan Lever, Daniel de Koning		22.04.2020	4.46 EUR	

Performance	1M	6M	YTD	1Y	2Y	3Y	5Y	Since start
Performance	+0.24%	+5.94%	+0.80%	+7.03%	+9.65%	+0.48%	+10.24%	+64.32%
Performance p.a.	-	-	-	+7.01%	+4.71%	+0.16%	+1.97%	+4.23%
Sharpe ratio	-0.25	2.15	-0.41	0.77	0.14	-0.67	-0.24	0.06
Volatility	3.43%	3.97%	3.69%	4.18%	6.29%	5.49%	7.57%	6.46%
Worst month	-	-0.95%	-0.95%	-1.06%	-6.29%	-6.29%	-10.95%	-10.95%
Best month	-	4.21%	2.46%	4.21%	5.06%	5.06%	5.75%	5.75%
Maximum loss	-1.23%	-1.78%	-1.78%	-3.00%	-8.27%	-15.02%	-21.83%	-

Distribution permission

Austria, Germany, Switzerland, United Kingdom, Luxembourg

¹ Important note on update status: The displayed date refers exclusively to the calculation of the NAV.

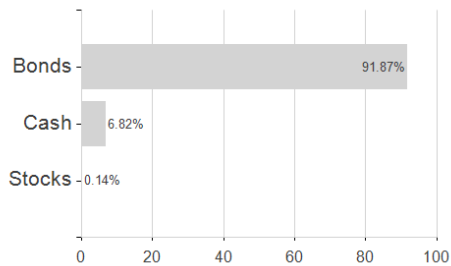
² The Mountain-View Data Fund Rating calculates a comparative ranking for funds using yield, volatility and trend data. For more information visit [MVD Funds Rating](#)

³ Displays the Ethical-Dynamical Ratio calculated according to standard criteria. The maximum value is 100. For more information visit [EDA](#)


Robeco High Yield Bonds IEH EUR / LU0779184851 / A1JXWW / Robeco Inst. AM

Assessment Structure

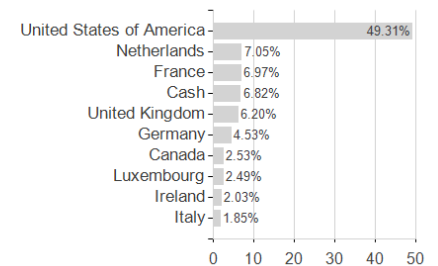
Assets



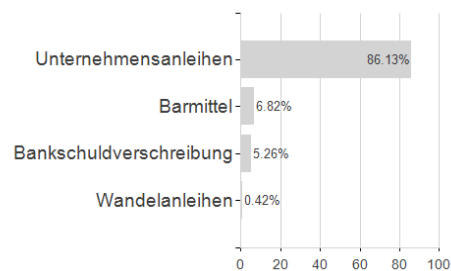
Largest positions



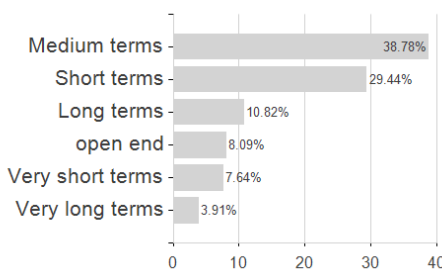
Countries



Issuer



Duration



Currencies

