

JPM US Growth I (acc) - USD / LU0248059726 / A0JLT6 / JPMorgan AM (EU)

Last 05/14/2024 ¹	Country	Branch	Type of yield	Type
518.24 USD	United States of America	Mixed Sectors	reinvestment	Equity Fund

■ JPM US Growth I (acc) - USD
■ Benchmark: IX Aktien USA USD



Risk key figures

SRI 1 2 3 4 5 6 7

Mountain-View Funds Rating²EDA³

73

Yearly Performance

2023	+36.14%
2022	-26.10%
2021	+19.26%
2020	+55.75%
2019	+38.68%

Master data		Conditions		Other figures	
Fund type	Single fund	Issue surcharge	0.00%	Minimum investment	USD 10,000,000.00
Category	Equity	Planned administr. fee	0.00%	Savings plan	-
Sub category	Mixed Sectors	Deposit fees	0.00%	UCITS / OGAW	Yes
Fund domicile	Luxembourg	Redemption charge	0.00%	Performance fee	0.00%
Tranch volume	(05/14/2024) USD 1,068.14 mill.	Ongoing charges	-	Redeployment fee	0.00%
Total volume	(05/14/2024) USD 3,619.07 mill.	Dividends		Investment company	
Launch date	10/3/2013			JPMorgan AM (EU)	
KESt report funds	Yes			PO Box 275, 2012, Luxembourg	
Business year start	01.07.			Luxembourg	
Sustainability type	-			https://www.jpmorganassetmanagement.de	
Fund manager	Giri Devulapally, Joseph Wilson				

Performance	1M	6M	YTD	1Y	2Y	3Y	5Y	Since start
Performance	-1.57%	+20.29%	+13.46%	+39.14%	+48.53%	+33.20%	+145.90%	+418.24%
Performance p.a.	-	-	-	+39.14%	+21.90%	+10.02%	+19.69%	+16.76%
Sharpe ratio	-0.89	2.42	1.99	2.12	0.93	0.31	0.71	0.67
Volatility	24.46%	17.09%	18.91%	16.70%	19.55%	20.18%	22.44%	19.25%
Worst month	-	-3.24%	-3.24%	-5.18%	-8.79%	-11.59%	-11.59%	-11.59%
Best month	-	12.10%	7.39%	12.10%	12.10%	12.10%	18.68%	18.68%
Maximum loss	-6.58%	-7.74%	-7.74%	-11.17%	-16.40%	-31.63%	-32.38%	-

Distribution permission

Austria, Germany, Switzerland, United Kingdom

¹ Important note on update status: The displayed date refers exclusively to the calculation of the NAV.

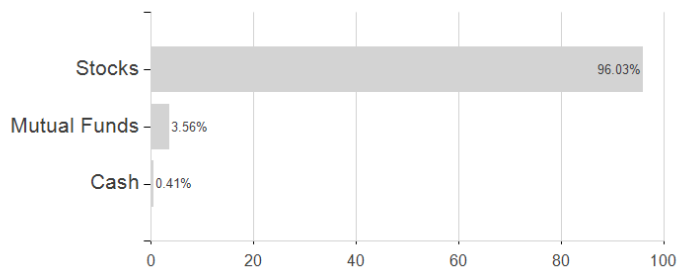
JPM US Growth I (acc) - USD / LU0248059726 / A0JLT6 / JPMorgan AM (EU)

2 The Mountain-View Data Fund Rating calculates a comparative ranking for funds using yield, volatility and trend data. For more information visit [MVD Funds Rating](#)

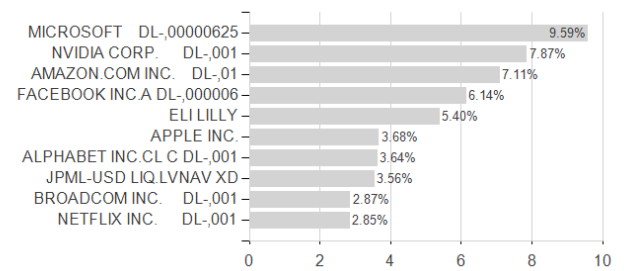
3 Displays the Ethical-Dynamical Ratio calculated according to standard criteria. The maximum value is 100. For more information visit [EDA](#)

Assessment Structure

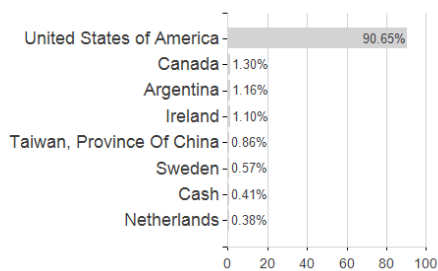
Assets



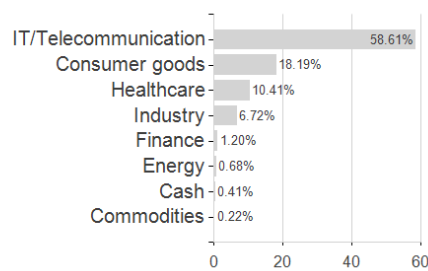
Largest positions



Countries



Branches



Currencies

