

VanEck Vec.Natural Resources ETF / US92189F8418 / A2AHKN / Van Eck Associates

Last 09/21/2023 ¹ 49.48 USD	Region Worldwide	Branch ETF Stocks	Type of yield paying dividend	Type Alternative Investm.
--	---------------------	----------------------	----------------------------------	------------------------------



Risk key figures

SRRRI	1	2	3	4	5	6	7
Mountain-View Funds Rating							EDA ²
							60

Yearly Performance

2022	+7.19%
2021	+25.51%
2020	+6.74%
2019	+19.51%
2018	-11.69%

Master data		Conditions		Other figures	
Fund type	Single fund	Issue surcharge	0.00%	Minimum investment	UNT 1
Category	Equity	Planned administr. fee	0.00%	Savings plan	-
Sub category	ETF Stocks	Deposit fees	0.00%	UCITS / OGAW	-
Fund domicile	United States of America	Redemption charge	0.00%	Performance fee	0.00%
Tranch volume	-	Ongoing charges	-	Redeployment fee	0.00%
Total volume	(09/21/2023) USD 136,08 Mio.	Dividends		Investment company	
Launch date	8/29/2008	19.12.2022	1.61 USD	Van Eck Associates	
KESr report funds	No	20.12.2021	1.02 USD	Lindleystraße 11, 60314, Frankfurt am Main	
Business year start	01.01.	21.12.2020	0.94 USD	Germany	
Sustainability type	-	23.12.2019	1.00 USD	https://www.vaneck.com	
Fund manager	Hao-Hung (Peter) Liao, George Cao	20.12.2018	0.92 USD		

Performance	1M	6M	YTD	1Y	2Y	3Y	5Y	Since start
Performance	+0.99%	+3.37%	+0.57%	+11.84%	+17.63%	+63.72%	+50.12%	+89.41%
Performance p.a.	-	-	-	+11.84%	+8.46%	+17.86%	+8.46%	+4.33%
Sharpe ratio	0.67	0.19	-0.20	0.42	0.23	0.71	0.20	0.02
Volatility	12.49%	14.83%	15.54%	18.66%	19.98%	19.60%	23.06%	24.53%
Worst month	-	-8.69%	-8.69%	-9.14%	-14.64%	-14.64%	-18.99%	-25.16%
Best month	-	6.71%	6.71%	11.56%	11.56%	16.87%	16.87%	17.68%
Maximum loss	-3.02%	-11.23%	-14.26%	-14.26%	-25.54%	-25.54%	-43.27%	-
Outperformance	-	-	5.99%	+8.84%	-10.24%	-8.42%	-19.12%	-

¹ Important note on update status: The displayed date refers exclusively to the calculation of the NAV.

² Displays the Ethical-Dynamical Ratio calculated according to standard criteria. The maximum value is 100. For more information visit <http://www.mountain-view.com/MVD-Fonds-Rating.pdf>

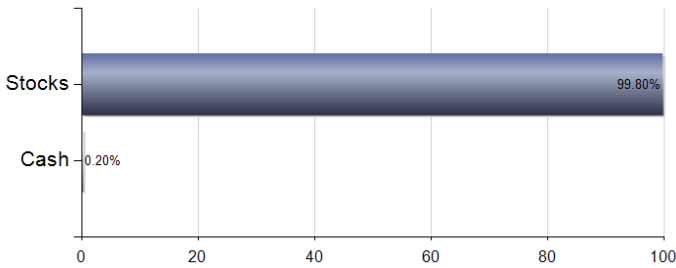
VanEck Vec.Natural Resources ETF / US92189F8418 / A2AHKN / Van Eck Associates

Investment goal

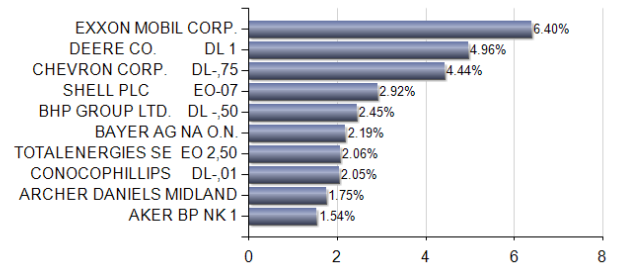
VanEck Vectors Natural Resources ETF (HAP) seeks to replicate as closely as possible, before fees and expenses, the price and yield performance of The Rogers -VanEck Natural Resources Index (RVEIT), which was developed in concert with international investor Jim Rogers, is intended to track the overall performance of companies involved in the production and distribution of commodities and commodity- related products and services in the following sectors: Agriculture, Alternatives (Water & Alternative Energy), Base and Industrial Metals, Energy, Forest Products, and Precious Metals.

Assessment Structure

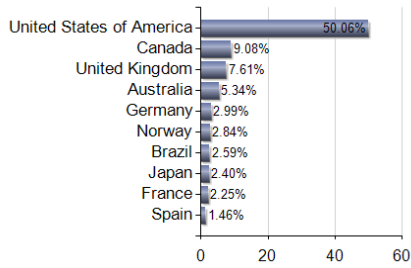
Assets



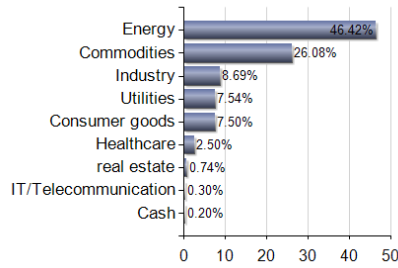
Largest positions



Countries



Branches



Currencies

