

iShares MSCI Poland UCITS ETF USD (Acc) / IE00B4M7GH52 / A1H5UP / BlackRock AM (IE)

Last 05/22/2024 ¹	Region	Branch	Type of yield	Type
22.45 USD	Central and Eastern Europe	ETF Stocks	reinvestment	Alternative Investm.

■ iShares MSCI Poland UCITS ETF USD (Acc)
■ Benchmark: IX ETF Aktien Zentral/Osteuropa



Risk key figures

SRI 1 2 3 4 5 6 7

Mountain-View Funds Rating² EDA³

- 75

Yearly Performance

2023	+48.25%
2022	-26.94%
2021	+7.54%
2020	-11.64%
2019	-6.11%

Master data		Conditions		Other figures	
Fund type	Single fund	Issue surcharge	0.00%	Minimum investment	UNT 1
Category	Equity	Planned administr. fee	0.00%	Savings plan	-
Sub category	ETF Stocks	Deposit fees	0.00%	UCITS / OGAW	Yes
Fund domicile	Ireland	Redemption charge	0.00%	Performance fee	0.00%
Tranch volume	(05/22/2024) USD 175.09 mill.	Ongoing charges	-	Redeployment fee	0.00%
Total volume	(05/22/2024) USD 175.09 mill.	Dividends		Investment company	
Launch date	1/21/2011	BlackRock AM (IE)			
KESr report funds	Yes	12 Throgmorton Avenue, EC2N 2DL, London			
Business year start	01.12.	United Kingdom			
Sustainability type	-	https://www.blackrock.com			
Fund manager	BlackRock Asset Management Ireland Limited				

Performance	1M	6M	YTD	1Y	2Y	3Y	5Y	Since start
Performance	+6.31%	+20.16%	+11.36%	+41.84%	+62.00%	+18.94%	+13.87%	-10.27%
Performance p.a.	-	-	-	+41.70%	+27.28%	+5.96%	+2.63%	-0.81%
Sharpe ratio	4.85	1.83	1.21	1.42	0.77	0.07	-0.04	-0.17
Volatility	22.01%	22.39%	23.33%	26.76%	30.40%	31.47%	30.90%	27.02%
Worst month	-	-3.19%	-3.19%	-11.12%	-13.38%	-19.10%	-19.96%	-20.69%
Best month	-	9.56%	8.18%	16.25%	18.47%	18.47%	28.08%	28.08%
Maximum loss	-2.27%	-12.25%	-8.40%	-22.61%	-36.63%	-56.36%	-57.93%	-

Distribution permission

Austria, Germany, United Kingdom

1 Important note on update status: The displayed date refers exclusively to the calculation of the NAV.

2 The Mountain-View Data Fund Rating calculates a comparative ranking for funds using yield, volatility and trend data. For more information visit [MVD Funds Rating](#)

3 Displays the Ethical-Dynamical Ratio calculated according to standard criteria. The maximum value is 100. For more information visit [EDA](#)

DISCLAIMER: The information on this page are for informational purposes only and should neither an offer to sell nor a solicitation for the purchase of the security or recommendation in favor of the security to be understood. baha GmbH assumes no liability despite thorough searches for the accuracy of the data.

Funds data from: www.mountain-view.com. Fact Sheet created by: www.baha.com

Created: 05/23/2024

iShares MSCI Poland UCITS ETF USD (Acc) / IE00B4M7GH52 / A1H5UP / BlackRock AM (IE)

Investment strategy

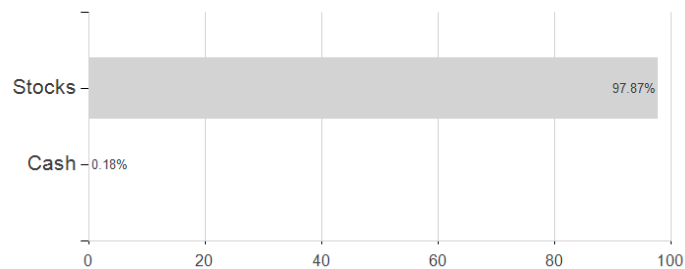
The Index measures the performance of listed companies in Poland which meet MSCI's global minimum size requirement. These companies represent large and midmarket capitalisation companies within the Polish market. Market capitalisation is the share price of the company multiplied by the number of shares issued. The Fund intends to replicate the Index by holding the equity securities, which make up the Index, in similar proportions to it. The Fund may also engage in short-term secured lending of its investments to certain eligible third parties to generate additional income to off-set the costs of the Fund. The investment manager may use financial derivative instruments (FDIs) (i.e. investments the prices of which are based on, one or more underlying assets) to help achieve the Fund's investment objective. FDIs may be used for direct investment purposes.

Investment goal

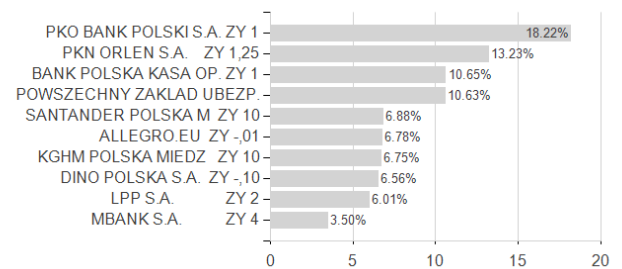
The Share Class is a share class of a Fund which aims to achieve a return on your investment, through a combination of capital growth and income on the Fund's assets, which reflects the return of the MSCI Poland Index, the Fund's benchmark index (Index). The Share Class, via the Fund is passively managed and invests in equity securities (e.g. shares) that, so far as possible and practicable, make up the Index.

Assessment Structure

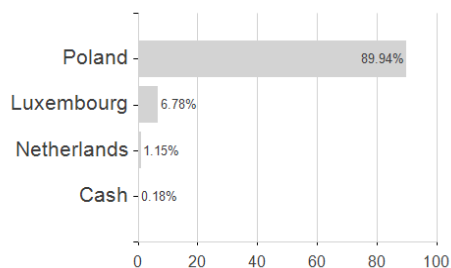
Assets



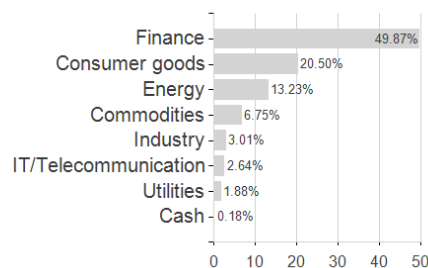
Largest positions



Countries



Branches



Currencies

