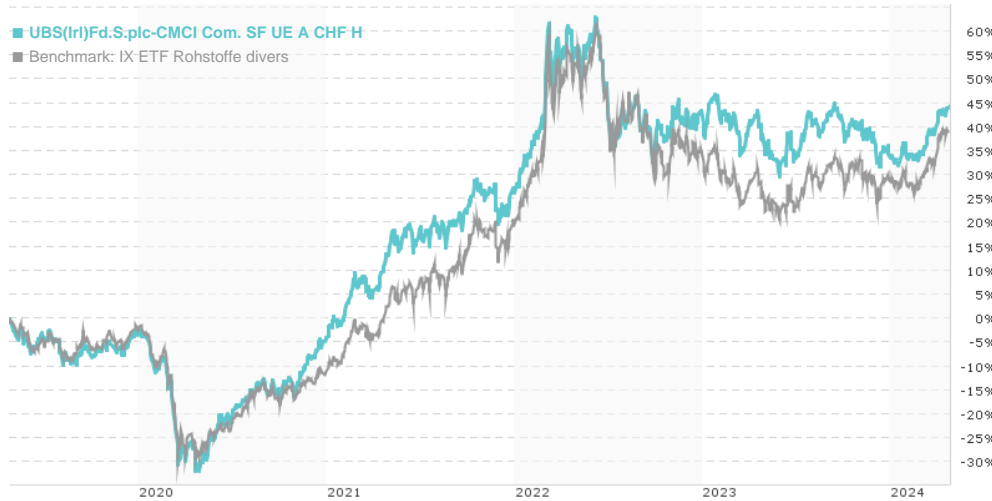


**UBS(Irl)Fd.S.plc-CMCI Com. SF UE A CHF H / IE00B58FQX63 / A1C79S / UBS Fund M. (LU)**

Last 04/24/2024 <sup>1</sup>	Region	Branch	Type of yield	Type
<b>77.84 CHF</b>	Worldwide	ETF Commodities	reinvestment	Alternative Investm.



**Risk key figures**

SRI 1 2 3 4 5 6 7

Mountain-View Funds Rating<sup>2</sup> EDA<sup>3</sup>

- -

**Yearly Performance**

2023	-6.30%
2022	+13.53%
2021	+31.70%
2020	-0.79%
2019	+5.14%

Master data		Conditions		Other figures	
Fund type	Single fund	Issue surcharge	0.00%	Minimum investment	UNT 1
Category	Special Type	Planned administr. fee	0.00%	Savings plan	-
Sub category	ETF Commodities	Deposit fees	0.00%	UCITS / OGAW	Yes
Fund domicile	Ireland	Redemption charge	0.00%	Performance fee	0.00%
Tranch volume	(04/24/2024) USD 276.71 mill.	Ongoing charges	-	Redeployment fee	0.00%
Total volume	(04/24/2024) USD 1,606.43 mill.	Dividends		Investment company	
Launch date	2/8/2011	UBS Fund M. (LU)			
KESt report funds	Yes	33A avenue J.F. Kennedy, 1855, Luxembourg			
Business year start	01.07.	Luxembourg			
Sustainability type	-	https://www.ubs.com			
Fund manager	-				

Performance	1M	6M	YTD	1Y	2Y	3Y	5Y	Since start
Performance	+3.36%	+2.94%	+7.28%	+2.53%	-6.56%	+27.86%	+43.72%	-22.44%
Performance p.a.	-	-	-	+2.52%	-3.33%	+8.54%	+7.52%	-1.91%
Sharpe ratio	5.87	0.21	2.62	-0.12	-0.52	0.31	0.24	-0.41
Volatility	7.76%	9.98%	8.24%	10.87%	13.93%	15.02%	15.29%	13.96%
Worst month	-	-2.56%	-2.56%	-6.35%	-8.25%	-8.25%	-15.11%	-15.11%
Best month	-	4.11%	4.11%	6.81%	6.81%	8.49%	9.42%	9.42%
Maximum loss	-0.79%	-6.90%	-2.71%	-9.14%	-20.35%	-20.35%	-32.17%	-

**Distribution permission**

Austria, Germany, United Kingdom

<sup>1</sup> Important note on update status: The displayed date refers exclusively to the calculation of the NAV.

<sup>2</sup> The Mountain-View Data Fund Rating calculates a comparative ranking for funds using yield, volatility and trend data. For more information visit [MVD Funds Rating](#)

DISCLAIMER: The information on this page are for informational purposes only and should neither an offer to sell nor a solicitation for the purchase of the security or recommendation in favor of the security to be understood. baha GmbH assumes no liability despite thorough searches for the accuracy of the data.

Funds data from: www.mountain-view.com. Fact Sheet created by: www.baha.com

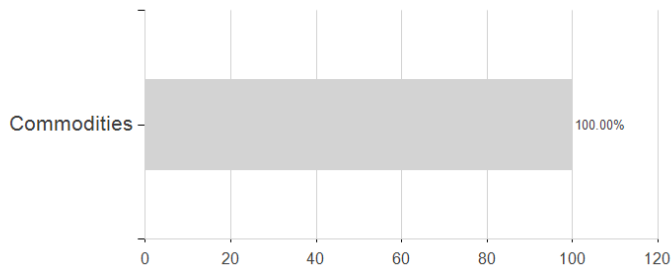
Created: 04/25/2024

## UBS(Irl)Fd.S.plc-CMCI Com. SF UE A CHF H / IE00B58FQX63 / A1C79S / UBS Fund M. (LU)

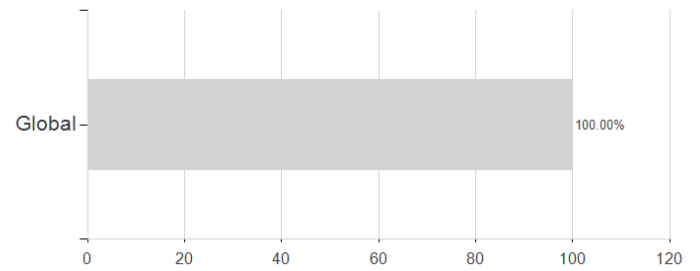
3 Displays the Ethical-Dynamical Ratio calculated according to standard criteria. The maximum value is 100. For more information visit [EDA](#)

### Assessment Structure

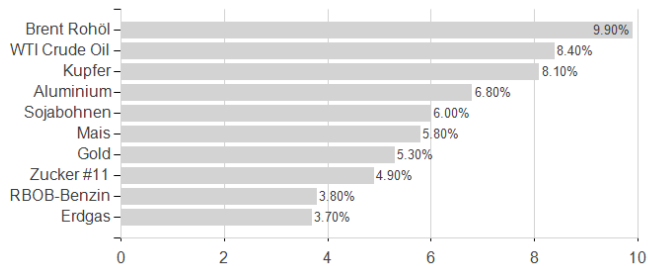
#### Assets



#### Countries



#### Largest positions



#### Branches

