

AB FCP I Emerging Markets Debt Portfolio Class I2 EUR H / LU0511407297 / A1C001 / AllianceBernstein LU

| Last 05/24/2024 ¹ | Region | Branch | Type of yield | Type |
|------------------------------|------------------|--------------|---------------|-------------------|
| 20.07 EUR | Emerging Markets | Bonds: Mixed | reinvestment | Fixed-Income Fund |



Risk key figures

SRI 1 2 3 4 5 6 7

Mountain-View Funds Rating² EDA³

78

Yearly Performance

| | |
|------|---------|
| 2023 | +10.14% |
| 2022 | -21.38% |
| 2021 | -4.00% |
| 2020 | +5.22% |
| 2019 | +11.34% |

| Master data | | Conditions | | Other figures | |
|---------------------|--|---|-------|--------------------|------------------|
| Fund type | Single fund | Issue surcharge | 1.50% | Minimum investment | EUR 1,000,000.00 |
| Category | Bonds | Planned administr. fee | 0.00% | Savings plan | - |
| Sub category | Bonds: Mixed | Deposit fees | 0.00% | UCITS / OGAW | Yes |
| Fund domicile | Luxembourg | Redemption charge | 0.00% | Performance fee | 0.00% |
| Tranch volume | (05/24/2024) USD 66.74 mill. | Ongoing charges | - | Redeployment fee | 0.00% |
| Total volume | (05/24/2024) USD 474.45 mill. | Dividends | | Investment company | |
| Launch date | 6/30/2010 | AllianceBernstein LU | | | |
| KESr report funds | Yes | 2-4, rue Eugene Ruppert, 2453, Luxembourg | | | |
| Business year start | 01.09. | Luxembourg | | | |
| Sustainability type | - | https://www.alliancebernstein.com | | | |
| Fund manager | Christian DiClementi, Elizabeth Bakarich | | | | |

| Performance | 1M | 6M | YTD | 1Y | 2Y | 3Y | 5Y | Since start |
|------------------|--------|--------|--------|---------|---------|---------|---------|-------------|
| Performance | +1.62% | +7.73% | +1.57% | +11.56% | +3.99% | -13.83% | -7.04% | +33.80% |
| Performance p.a. | - | - | - | +11.53% | +1.98% | -4.84% | -1.45% | +2.12% |
| Sharpe ratio | 3.12 | 2.00 | 0.04 | 1.19 | -0.23 | -1.13 | -0.58 | -0.25 |
| Volatility | 5.71% | 6.20% | 5.96% | 6.51% | 7.76% | 7.66% | 9.02% | 6.80% |
| Worst month | - | -2.13% | -2.13% | -2.91% | -7.61% | -7.61% | -18.25% | -18.25% |
| Best month | - | 5.54% | 4.83% | 5.54% | 8.01% | 8.01% | 8.56% | 8.56% |
| Maximum loss | -1.08% | -3.02% | -3.02% | -6.99% | -17.07% | -32.36% | -32.36% | - |

Distribution permission

Austria, Germany, Switzerland

¹ Important note on update status: The displayed date refers exclusively to the calculation of the NAV.

² The Mountain-View Data Fund Rating calculates a comparative ranking for funds using yield, volatility and trend data. For more information visit [MVD Funds Rating](#)

³ Displays the Ethical-Dynamical Ratio calculated according to standard criteria. The maximum value is 100. For more information visit [EDA](#)

DISCLAIMER: The information on this page are for informational purposes only and should neither an offer to sell nor a solicitation for the purchase of the security or recommendation in favor of the security to be understood. baha GmbH assumes no liability despite thorough searches for the accuracy of the data.

Funds data from: www.mountain-view.com. Fact Sheet created by: www.baha.com

Created: 05/28/2024

AB FCP I Emerging Markets Debt Portfolio Class I2 EUR H / LU0511407297 / A1C001 / AllianceBernstein LU

Investment strategy

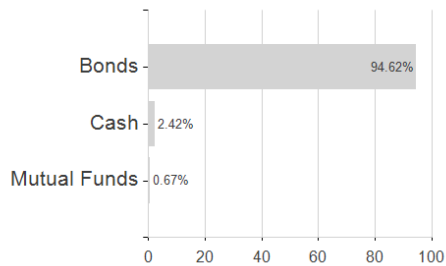
Under normal circumstances, the Portfolio invests mainly in US Dollar ("USD") denominated debt securities of governments or economic development organisations in emerging market countries. The Portfolio may invest in both higher-rated (Investment Grade) and lower-rated (below Investment Grade) and therefore riskier debt securities. The Portfolio may invest up to 10 % in contingent convertible bonds (CoCos).

Investment goal

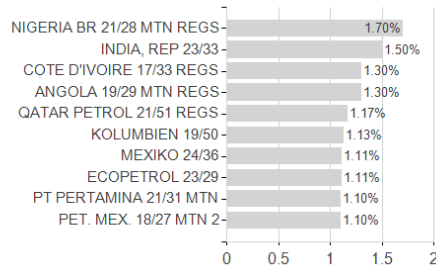
The Portfolio seeks to achieve a high return on your investment, both by earning high income and by increasing the value of your investment over the long term.

Assessment Structure

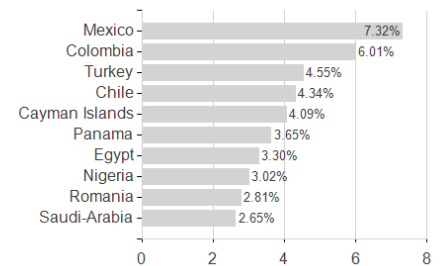
Assets



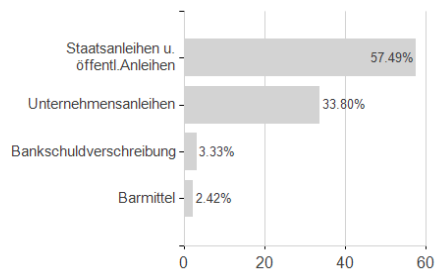
Largest positions



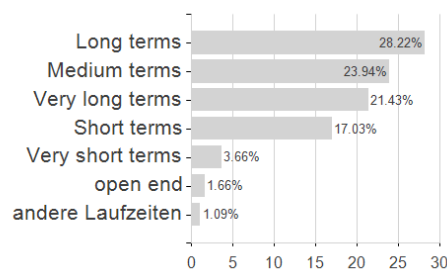
Countries



Issuer



Duration



Currencies

